



OpenCms Days 2011

Workshop Track:

The OpenCms 8

Demo Template Modules in Detail

Polina Smagina,

Alkacon Software GmbH



- Template comparison OpenCms 6, 7 and 8
- Template III and content modules
- Dev Demo Template



Template One

- OpenCms 6
- Many features
- Very complicated
- Based on a project for a customer
- Difficult to understand

Template Two

- OpenCms 7
- Combined template features and demo examples
- Template and resources are part of the same module
- Still not easy to understand
- For simple websites



- Template III
 - The best practice using OpenCms 8
 - Can be directly used for website development
 - Loose coupling of template and content types modules
 - As a starting point for a web-project
- Dev Demo
 - Well documented easy to understand Use Cases
 - Playground for template developers



- OpenCms 8 Template III frontend
 - Navigation
 - Configurable Layout
- No dependency between template module and the content types:
 - OpenCms 8 Article
 - OpenCms 8 News
 - OpenCms 8 Event
 - OpenCms 8 List
 - OpenCms 8 Login
 - OpenCms 8 Search
 - OpenCms 8 Twitter



- Main navigation, left navigation, breadcrumb

Main

Bread-crum

Left



The screenshot displays the OpenCms 8 Demo Website interface. At the top, there is a header with the Alkacon logo, the text "OpenCms 8 Demo Website" and "Wonderful World of Flowers", and the OpenCms logo. Below the header is a navigation bar with links for "Welcome to OpenCms", "Release Notes", and "Template III Demo". A breadcrumb trail shows "Template III Demo » Starting page". On the left side, there is a "Starting page" menu with links for "Flower Today", "Flower Dictionary", "Flower Special", "Flower Extranet", and "Flower Search". The main content area features a "Wonderful World of Flowers" section with a large image of pink flowers and a paragraph of text. On the right side, there is a search box titled "Search the World of Flowers" and a "Most Recent News" section with a "Happy Mother's Day" article dated May 8, 2011.

- `<cms:navigation>`
- Attributes:
 - type: treeForFolder, forFolder, forSite, forResource, breadCrumb
 - startLevel: property "NavStartLevel" on resource or folder
 - endLevel
 - var

```
<c:set var="navStartLevel" >
  <cms:property name="NavStartLevel" file="search" default="0" />
</c:set>
<cms:navigation type="forFolder" startLevel="{navStartLevel}" var="nav"/>
  <c:forEach items="{nav.items}" var="elem">
    <c:set var="currentLevel" value="{elem.navTreeLevel}" />
    [...]
    <a href="<cms:link>{elem.resourceName}</cms:link>">
      {elem.navText}
    </a>
  </cms:navigation>
```



- Configurable Header and Footer

The screenshot displays the OpenCms 8 Demo Website interface. The header features the Alkacon logo, the site title "OpenCms 8 Demo Website" with the tagline "Wonderful World of Flowers", and the OpenCms logo. A navigation bar includes links for "Welcome to OpenCms", "Release Notes", and "Template III Demo". Below the navigation bar, a breadcrumb trail shows "Template III Demo » Starting page".

The main content area is divided into several sections:

- Starting page:** A sidebar menu with links for "Flower Today", "Flower Dictionary", "Flower Special", "Flower Extranet", and "Flower Search".
- Starting page (description):** A text box explaining that the page is based on structured content for articles.
- Login to the Extranet:** A login form showing the user is logged in as "Admin" and "Users". It includes fields for "Name" and "Password" and a "Login" button.
- Wonderful World of Flowers:** A main content section featuring a large image of pink flowers, a paragraph of introductory text, and an "Overview" section with a bulleted list of features.
- Search the World of Flowers:** A search bar with a "GO" button.
- Most Recent News:** A news section with two articles: "Happy Mother's Day" (May 8, 2011) and "Bizarre- the new flower printer" (Dec 5, 2010), each accompanied by a small image.
- OpenCms 8 Containers:** A section describing the container page functionality.

The footer contains the text: "Build with OpenCms - The Open Source CMS, provided by Alkacon Software - The OpenCms Experts".

- Drop header and footer to the model containerpage
 - `/_contents/_new/pages/default.html`
- Edit the `xmlcontent` to add the required html
 - Header: html of the header content
 - Footer: html of the footer content
- Remainder: Set the path to the model containerpage in the sitemap configuration
 - `/_config/sitemap_restype.config`



- Defines 2- or 3-columns layout
- Use property "Template columns" by editing properties of the container page directly in the sitemap.

The screenshot displays the OpenCms 8 Demo Website with a 2- or 3-column layout. The header includes the Alkacon logo, the site title "OpenCms 8 Demo Website" with the tagline "Wonderful World of Flowers", and the OpenCms logo. A navigation bar contains links for "Welcome to OpenCms", "Release Notes", and "Template III Demo". Below the navigation bar, the current page is identified as "Template III Demo » Starting page".

The main content area is divided into three columns:

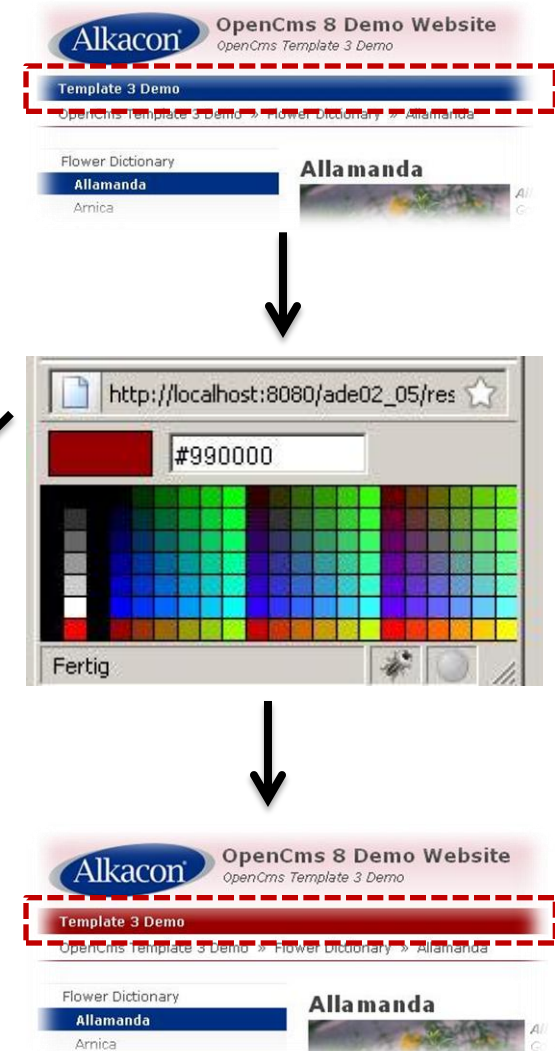
- Left Column:** A sidebar menu titled "Starting page" with links for "Flower Today", "Flower Dictionary", "Flower Special", "Flower Extranet", and "Flower Search". Below this is a "Starting page" block with a red dashed border containing text about structured content. At the bottom of the sidebar is a "Login to the Extranet" block with fields for "Name" and "Password", and a "Login" button.
- Middle Column:** A main content block titled "Wonderful World of Flowers" with a red dashed border. It features a large image of pink flowers, a paragraph of introductory text, and an "Overview" section with a bulleted list of features.
- Right Column:** A "Search the World of Flowers" block with a search input field and a "GO" button. Below it is a "Most Recent News" section with two news items: "Happy Mother's Day" (May 8, 2011) and "Bizarre- the new flower printer" (Dec 5, 2010). At the bottom of the right column is an "OpenCms 8 Containers" block with a brief description of the container page.

The footer of the page states: "Build with OpenCms - The Open Source CMS, provided by Alkacon Software - The OpenCms Experts".

- Xmlcontent as configuration
- t3style
- Color settings of the template
 - /_config/style

- Example: Main Menu Background

The screenshot shows a configuration panel for the Main Menu background colors. The 'Main Menu - Background Color' field is highlighted with a red dashed box and contains the hex code #003082. Other fields include 'Main Menu - Font Color' (white), 'Main Menu - Background Hover Color' (#B31B34), 'Main Menu - Font Hover Color' (white), 'Main Menu - Background Active Color' (#B31B34), and 'Main Menu - Font Active Color' (white). Each field has a help icon and a color selection icon.



- Set properties on the site folder or on a single page:

```
`style.columns`=3
```

```
`style.layout`=/_config/style
```

- Template code:

```
<!DOCTYPE HTML PUBLIC "-//W3C//DTDHTML 4.01//EN" ...>
<html>
...
<head>
  <link href=
    "<cms:link>/system/modules/org.opencms.frontend.template3/resources/css/style.css?
      cols=<cms:property name='style.layout' file='search' />&
      stylecms:property name="style.columns" file="search" default="3" />
    </cms:link>" rel="stylesheet" type="text/css">
  </link>
</head>
<body>
...
```



DEMO

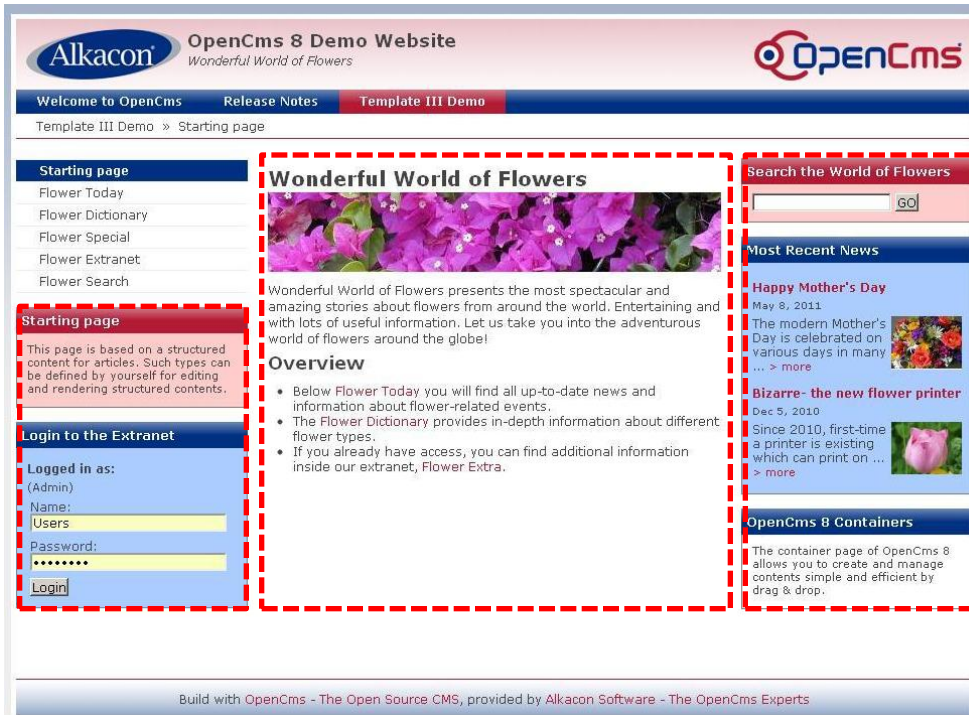
- Template 3 Layout
 - 2/3 columns
 - header and footer

Demo

Demo

Demo





- v8article
- Content
 - Title
 - Paragraph (Headline, Text, Image)
 - Category
- XSD: Image Alignment
- Settings:
 - Image Alignment
 - Box Schema (Color)



- v8news, v8event
- Extended article content
- Event:
 - Event data like start and end date, location
 - Availability with release and expiration
- News
 - Author name and e-mail
 - Availability with release and expiration
- Settings:
 - Image Alignment
 - Box Schema (Color)
 - Show location(only event), Show time



Image Alignment:

- Left of text
- Right of text
- Top
- Left of headline
- Right of headline

XmlContent:

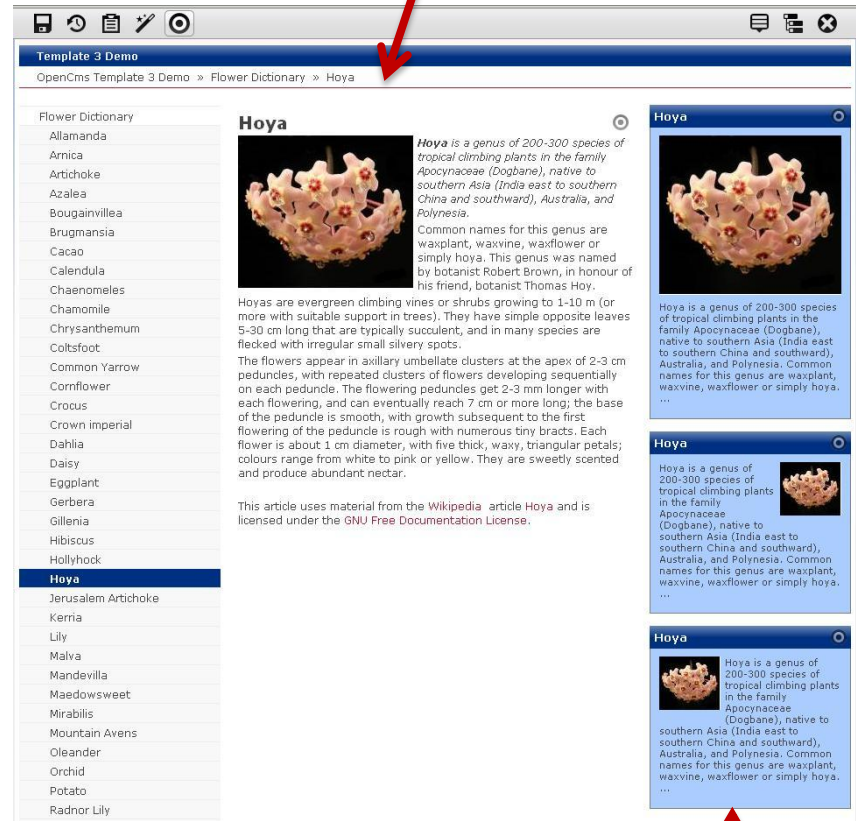
- For each content
- As default alignment

Settings:

- For each element

Left of text,
xmlcontent

Top,
settings



Right of
text,
settings

Left
of text,
settings

- XSD configuration:

```
<xsd:schema xmlns:xsd=http://www.w3.org/2001/XMLSchema ... >
  <xsd:element name="V8Articles" type="OpenCmsV8Articles"/>
  [...]
  <xsd:annotation>
  <xsd:appinfo>
    [...]

    <settings>
      <setting name="imgalign"
        nice-name="Image Align"
        type="string"
        widget="select"
        widget-config =
          "left : %(key.v8.article.image.left) |
          right : %(key.v8.article.image.right)|
          [..]" />

    </settings>

    [...]
  </xsd:appinfo>
  </xsd:annotation>
</xsd:schema>
```



- Formatter:

[..]

```
<c:set var="imgalign">
  <cms:elementsetting name="imgalign" default="left" />
</c:set>
```

```
<c:choose>
  [...]
  <c:when test="{imgalign} == 'left'">
    <c:set var="imgclass">left</c:set>
  </c:when>
  <c:when test="{imgalign} == 'right'">
    <c:set var="imgclass">right</c:set>
  </c:when>
</c:choose>
[..]
```



- Configuration in the XSD file:

[...]

```
<settings>
```

```
  [...]
```

```
    <setting name="showlocation"  
      nice-name="Show location"  
      type="string"  
      widget="checkbox"  
      default="true"/>
```

```
  [...]
```

```
</settings>
```

[...]

- Available setting widgets:
 - string, select, datebox, vflink, checkbox, multiselect, radio



DEMO

- Content types
 - Article
 - News
 - Event

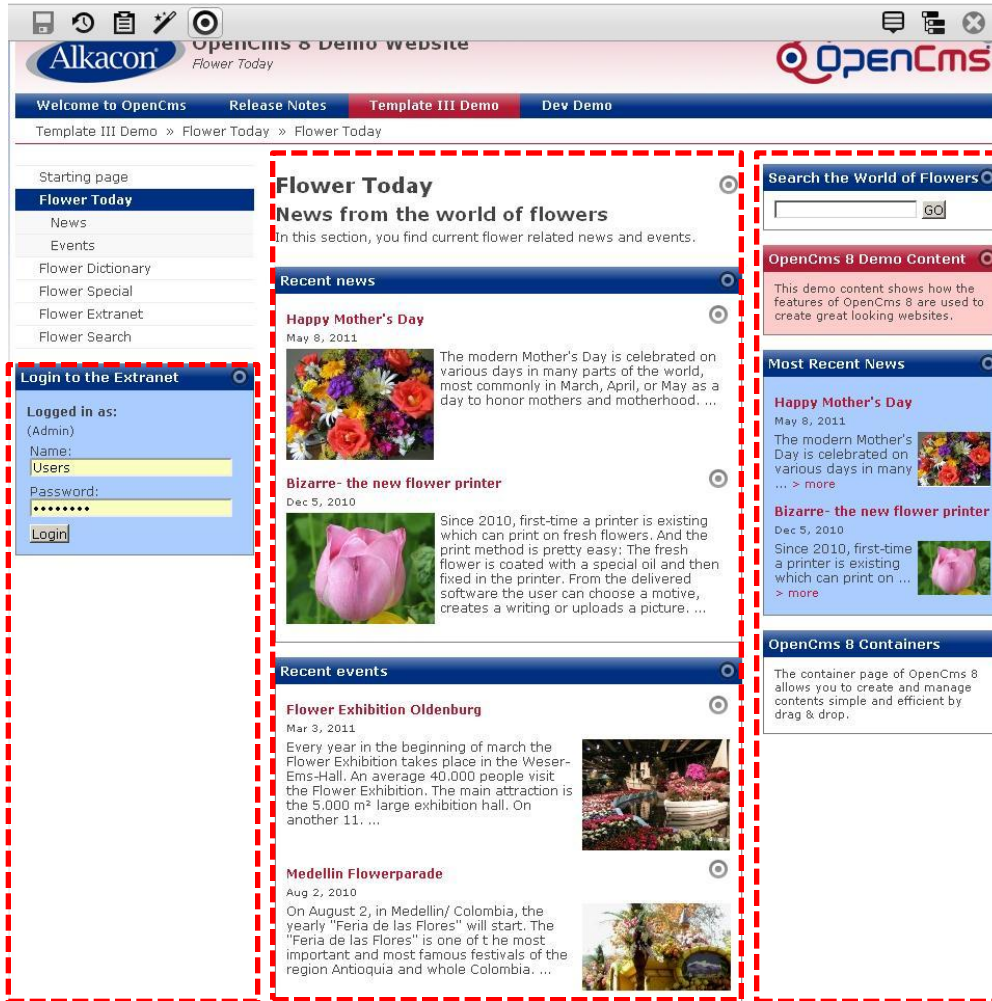
Demo

Demo

Demo



Dynamic Configurable List



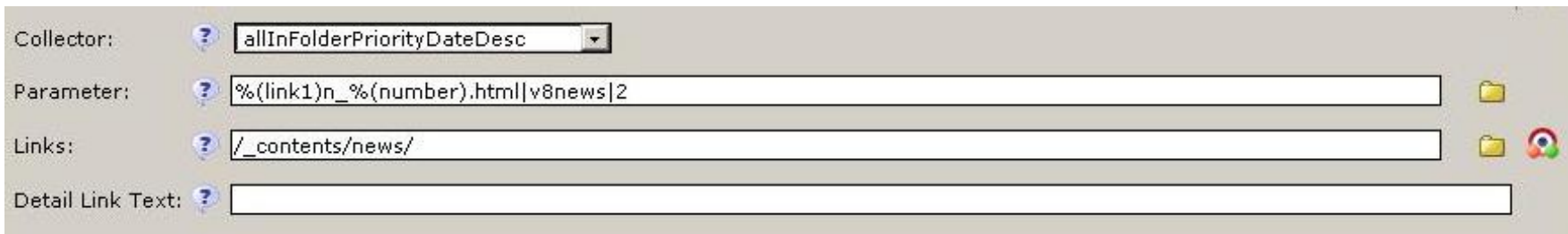
- v8list
- List of resources
- Title / top and bottom text
- Collector configuration
- Mapping configuration

- Define the resources to display in the dynamic list
 - Choose one of the available collectors
 - Set the collector parameter

`/_contents/events/e_%(number).html|v8event|2`

The path to resources to collect | Resource type | Number of resources

- Link validation
 - Set the vfs link to the resource folder
 - Use macro as collector parameter

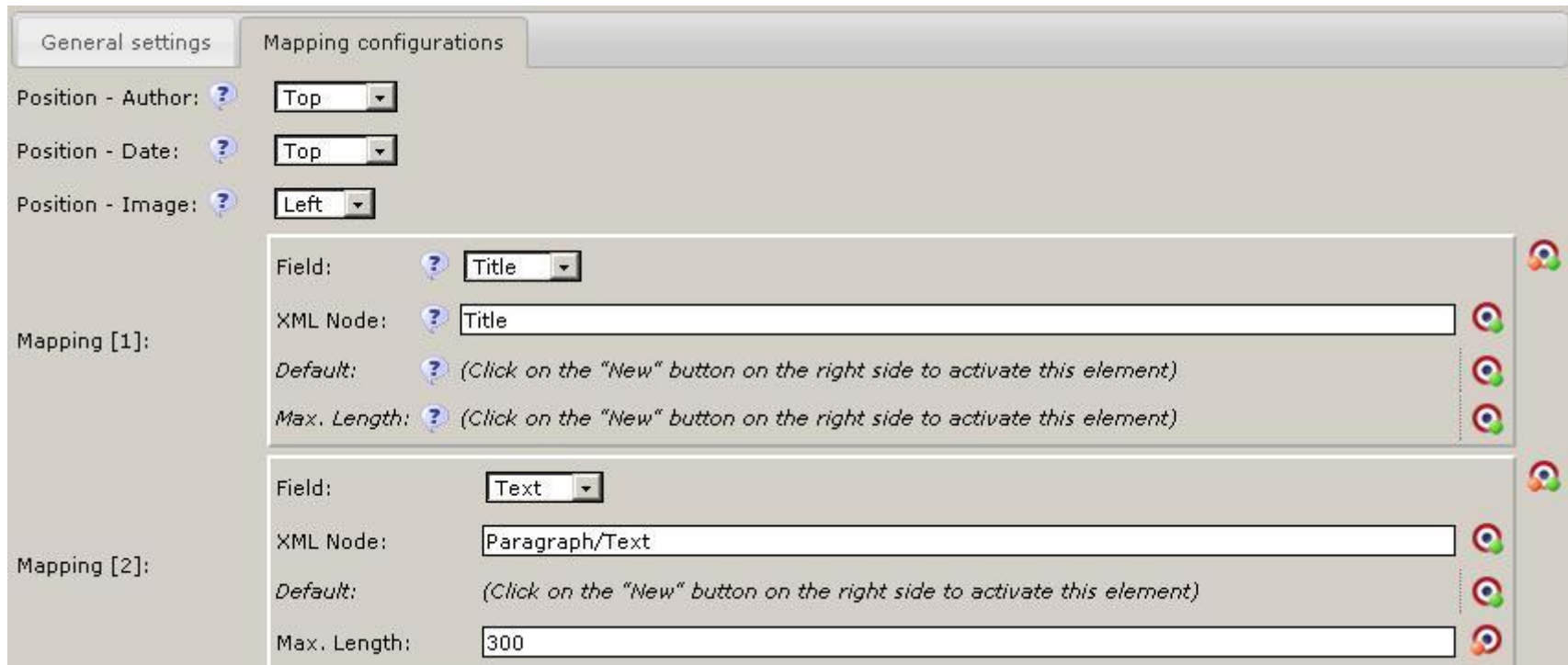


The screenshot shows a configuration form with the following fields:

- Collector:** A dropdown menu with the selected value `allInFolderPriorityDateDesc`.
- Parameter:** A text input field containing `%(link1)n_%(number).html|v8news|2`.
- Links:** A text input field containing `/_contents/news/`.
- Detail Link Text:** An empty text input field.

Each field has a question mark icon to its left. To the right of the Parameter and Links fields are folder icons, and to the right of the Links field is a globe icon.

- Mapping configuration
 - Position: Author, Date, Image
 - Mapping: Field -> Xml node of the chosen resource type
 - Max length of the text



The screenshot shows the 'Mapping configurations' tab in the OpenCms 8 administration interface. It is divided into two sections: 'General settings' and 'Mapping configurations'.

General settings:

- Position - Author:
- Position - Date:
- Position - Image:

Mapping configurations:

Mapping [1]:

- Field:
- XML Node:
- Default:
- Max. Length:

Mapping [2]:

- Field:
- XML Node:
- Default:
- Max. Length:

On the right side of the mapping configuration section, there are three vertical buttons with circular icons (red, green, blue) for managing the mappings.

DEMO

Demo

- Content types
 - Dynamic Configurable List

Demo

Demo



OpenCms 8 Login Form

Alkacon OpenCms 8 Demo Website
Login for the Extranet

Welcome to OpenCms Release Notes Template III Demo Dev Demo

Template III Demo » Flower Extranet » Login for the Extranet

Starting page
Flower Today
Flower Dictionary
Flower Special
Flower Extranet
Secret Data
Flower Search

Login for the Extranet

Using either this form or the login box in the right column, you can log into the extranet of "Wonderful World of Flowers". There you have access to additional valuable information.

Simply enter your user name and password and check it out!

Login to the Extranet

Logged in as:
(Admin)
Name:
Users
Password:

Login

Search the World of Flowers

OpenCms 8 Demo Content

This demo content shows how the features of OpenCms 8 are used to create great looking websites.

Most Recent News

Happy Mother's Day
May 8, 2011
The modern Mother's Day is celebrated on various days in many ... > more

Bizarre - the new flower printer
Dec 5, 2010
Since 2010, first-time a printer is existing which can print on ... > more

OpenCms 8 Containers

The container page of OpenCms 8 allows you to create and manage contents simple and efficient by drag & drop.

Build with OpenCms - The Open Source CMS, provided by Alkacon Software - The OpenCms Experts

- v8login
- Content:
 - Title
 - Text
- Login form
- Log in for a protected area on the website

OpenCms 8 Search Form

OpenCms 8 Demo Website
Flower Search

Welcome to OpenCms | Release Notes | Template III Demo | Dev Demo

Template III Demo > Flower Search > Flower Search

Starting page
Flower Today
Flower Dictionary
Flower Special
Flower Extranet
Flower Search

Login to the Extranet
Logged in as:
(Admin)
Name:
Users
Password:
.....
Login

Search the World of Flowers
Please enter a term you want to search for:
Flower

Flower Exhibition Oldenburg (100%)
Left Weser-Ems Halle, Oldenburg **Flower** Exhibition Oldenburg Every year in the beginning of march the **Flower** Exhibition takes place in the Weser-Ems-Hall. An average 40.000 people visit the **Flower** Exhibition. The main attraction is the 5.000 m² large exhibition hall. On another 11.000 m² you find around 170 exhibitors at the Gardening- and Consumer Trade Fair.
May 6, 2011 6:20:47 PM

Bizarre- the new flower printer (100%)
Left Bizarre- the new **flower** printer Since 2010, first-time a printer is existing which can print on fresh flowers. And the print method is pretty easy: The fresh **flower** is coated with a special oil and then fixed in the printer. From the delivered software the user can choose a motive, creates a writing or uploads a picture. Through an installed camera within the printer, the user can see the position of his choice on the **flower**. Now the user can adjust the position and starts printing.
May 6, 2011 5:34:03 PM

Flower Today (98%)
News from the world of flowers **Flower** Today In this section, you find current **flower** related news and events.
May 6, 2011 5:28:04 PM

Previous Page << | 2 | 3 | 4 | 5 | 6 | 7 | 8 | 9 | 10 | >> Next Page

Search the World of Flowers

OpenCms 8 Demo Content
This demo content shows how the features of OpenCms 8 are used to create great looking websites.

Most Recent News

Happy Mother's Day
May 8, 2011
The modern Mother's Day is celebrated on various days in many ... > more

Bizarre- the new flower printer
Dec 5, 2010
Since 2010, first-time a printer is existing which can print on ... > more

OpenCms 8 Containers
The container page of OpenCms 8 allows you to create and manage contents simple and efficient by drag & drop.

Build with OpenCms - The Open Source CMS, provided by Alkacon Software - The OpenCms Experts

- v8search
- Content:
 - Title
 - Text
 - No results
 - Error
- Search configuration
 - Search Index
 - Search source
 - Matches pro page
- Fulltext search on the website

- Using search form:
 - Drop a search form to the left or right column
 - Add a new search form (detail*) page in the sitemap
 - Make detail default
- Now the search results are displayed on the detail page



DEMO

- Content types
 - Login Form
 - Search Form

Demo

Demo

Demo



OpenCms 8 Twitter Feed

The screenshot displays the OpenCms 8 Demo Website interface. At the top, there is a navigation bar with links for 'Welcome to OpenCms', 'Release Notes', 'Template III Demo', and 'Dev Demo'. Below this, a breadcrumb trail shows 'Template III Demo > Flower Special > Flower Special'. The main content area is divided into several sections:

- Starting page:** A list of links including 'Flower Today', 'Flower Dictionary', 'Flower Special' (highlighted), 'Flower Extranet', and 'Flower Search'.
- Flowerly Functionalities:** A section with a title and a paragraph of text about flower reproduction. It includes an image of a bouquet of flowers.
- Login to the Extranet:** A blue box containing a login form with fields for 'Name' (containing 'Users') and 'Password', and a 'Login' button.
- Alkacon Software AlkaconOpenCms:** A blue box with a logo and text about OpenCms Days 2011, including weather forecasts and a call to register.
- Search the World of Flowers:** A search box with a 'GO' button.
- OpenCms 8 Demo Content:** A section with a title and a paragraph of text about the demo content.
- Most Recent News:** A section with a title and two news items: 'Happy Mother's Day' (May 8, 2011) and 'Bizarre- the new flower printer' (Dec 5, 2010).
- OpenCms 8 Containers:** A section with a title and a paragraph of text about the container page.

At the bottom of the page, there is a footer that reads 'Build with OpenCms - The Open Source CMS, provided by Alkacon Software - The OpenCms Experts'.

- v8twitter
- Official twitter widget
- XmlContent
 - Title
 - User
 - Backgroundcolor
 - Links Color
- Settings:
 - Twitter box height

- Dynamic include of additional javascript and css
- Add new tag to the template <head> :

```
<!DOCTYPE HTML PUBLIC "-//W3C//DTD HTML 4.01//EN" "...">
```

```
<html><head>
```

```
  [...]
```

```
  <cms:headincludes type="javascript" />
```

```
  <cms:headincludes type="css" />
```

```
  [...]
```

```
</head><body>
```

```
[...]
```



- Add new node in the content xsd:

```
[..]
```

```
<xsd:annotation>
```

```
<xsd:appinfo>
```

```
[...]
```

```
<headincludes>
```

```
<headinclude type="javascript" uri="http://widgets.twimg.com/j/2/widget.js" />
```

```
<headinclude type="css" uri="/system/modules/.../resources/css/style.css"/>
```

```
</headincludes>
```

```
</xsd:appinfo>
```

```
</xsd:annotation>
```



- Formatter:

```
<cms:formatter var="content" val="value">
```

```
<div class="twitter-box">
```

```
  <c:choose>
```

```
    <c:when test="{cms.edited}" >
```

```
      <p> Please reload </p>
```

```
    </c:when>
```

```
    <c:otherwise>
```

```
      <script type="text/javascript">
```

```
        new TWTR.Widget(
```

```
          [...]
```

```
        ).start();
```

```
      </script>
```

```
    </c:otherwise>
```

```
  </c:choose>
```

```
</div>
```

```
</cms:formatter>
```



DEMO

- Content types
 - Twitter

Demo

Demo

Demo



- Using and customizing Demo Templates
 - Customize Template III
 - Header and Footer
 - Stylesheet for the site or sub sites
 - 2 or 3 columns
 - Flexible image alignment
 - Individual settings for elements
 - Dynamic elements like lists, twitter feed and search



- Extensibility of content types
 - New formatter for content types
 - New settings to control layout and content of element
 - Additional javascript or css with `<cms:headinclude>` tag
 - Create new content type module to use with Template III
 - Use available content module as a copy model
- Important:* Check the resource type ids



QUESTIONS ?

Fragen?

- Any Questions?

¿Preguntas?

Questiones?



Thank you very much for your attention

Polina Smagina
Alkacon Software

<http://www.alkacon.com>

<http://www.opencms.org>

