

## Discussing OpenCms Workplace Usability

OpenCms Day 2008

Christian Weber  
Manager - Content Management Solutions

06.05.2008

*One major goal of content management systems is to bring web publishing capabilities to employees in business companies. The users of a CMS, called "editors", belong to departments like marketing, product management or technical documentation. Common requirements are creating web pages without any HTML knowledge, maintaining media assets or managing translation of entire sites.*

*This session identifies typical workflows for maintaining content of corporate websites. In doing so, it discusses the usability of OpenCms' editorial frontend, the "Workplace" and presents helpful functions and opportunities for improvements.*

*A comparison with editorial frontends of other common content management systems, like RedDot, Day and CoreMedia completes this session.*

*Target audience are OpenCms newcomers and editors who want to get to know best practices in using the Workplace as well programmers who are seeking ways to improve the usability of the Workplace.*

Most important requirement for a Web CMS:

## **Ease of use**

- Enable end users who work with MS Word the whole day to publish a website

- What are the different types of editors?
- Which are common Use Cases?
- How can OpenCms best meet these requirements today?
- Where is there potential for improvement?
- How do other CMS operate?



OpenCms is appropriate for

- internet, intranet and extranet sites
- multilingual sites
- sites of medium-size and large companies

- a) Departments for Marketing or Corporate Communications
  
- b) Specialist departments like:
  - » Product management
  - » Human resources
  - » Technical documentation
  - » Customer service

- Works daily with the system
- Knows all standard function
- Help other users with the system
- Advanced Use Cases
  - » Configures rarely used templates
  - » Creates new navigation structure

## Power User

## Unsteady use of the system

- » Human resources updates job postings 1/week
- » Productmanagers maintain product informations 1/month

## ■ Use Cases e.g.:

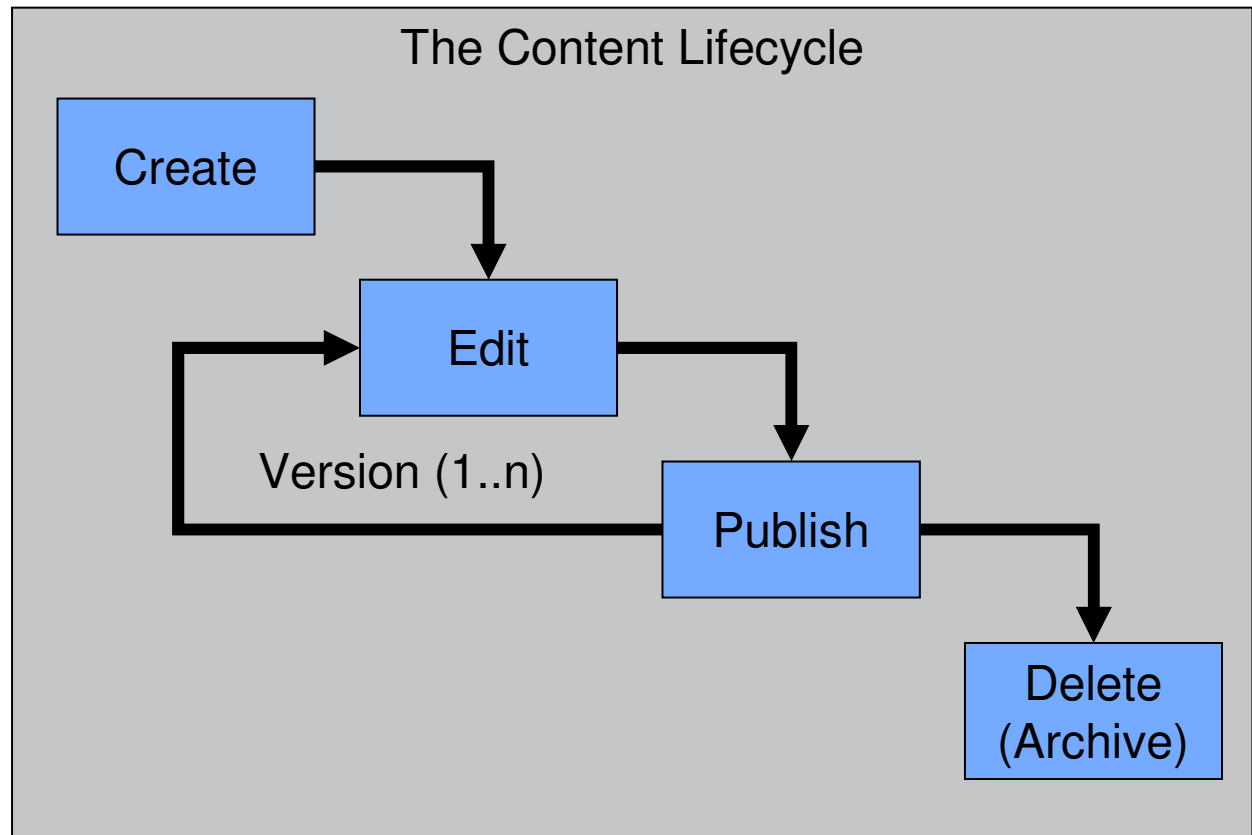
- » Edit page and publish
- » Translate page and publish
- » Upload file and link with page

UC 1: Edit page and publish

UC 2: Add new page and publish

UC 3: Add image

UC 4: Delete page



# Use Case 1: Edit page and publish

- Event: User needs to update page
- Role: Power User and Conventient Editor
- Steps:
1. Select page
  2. Open text editor
  3. Update text
  4. Confirm changes

# Browse to desired page

NIONEX

The screenshot shows a Mozilla Firefox browser window with the address bar containing `http://localhost:8080/opencms/opencms/demo_en/dictionary/weisswurst.html`. The page title is "Weisswurst - Mozilla Firefox". The website header includes the Alkacon logo, "OpenCms 7.0.4 Demo Website", and a search bar. The navigation menu includes "Welcome to OpenCms", "Release Notes", "OpenCms Demo", and "Alkacon Documentation". The breadcrumb trail is "OpenCms Demo [EN] » Wurst Dictionary » Weisswurst".

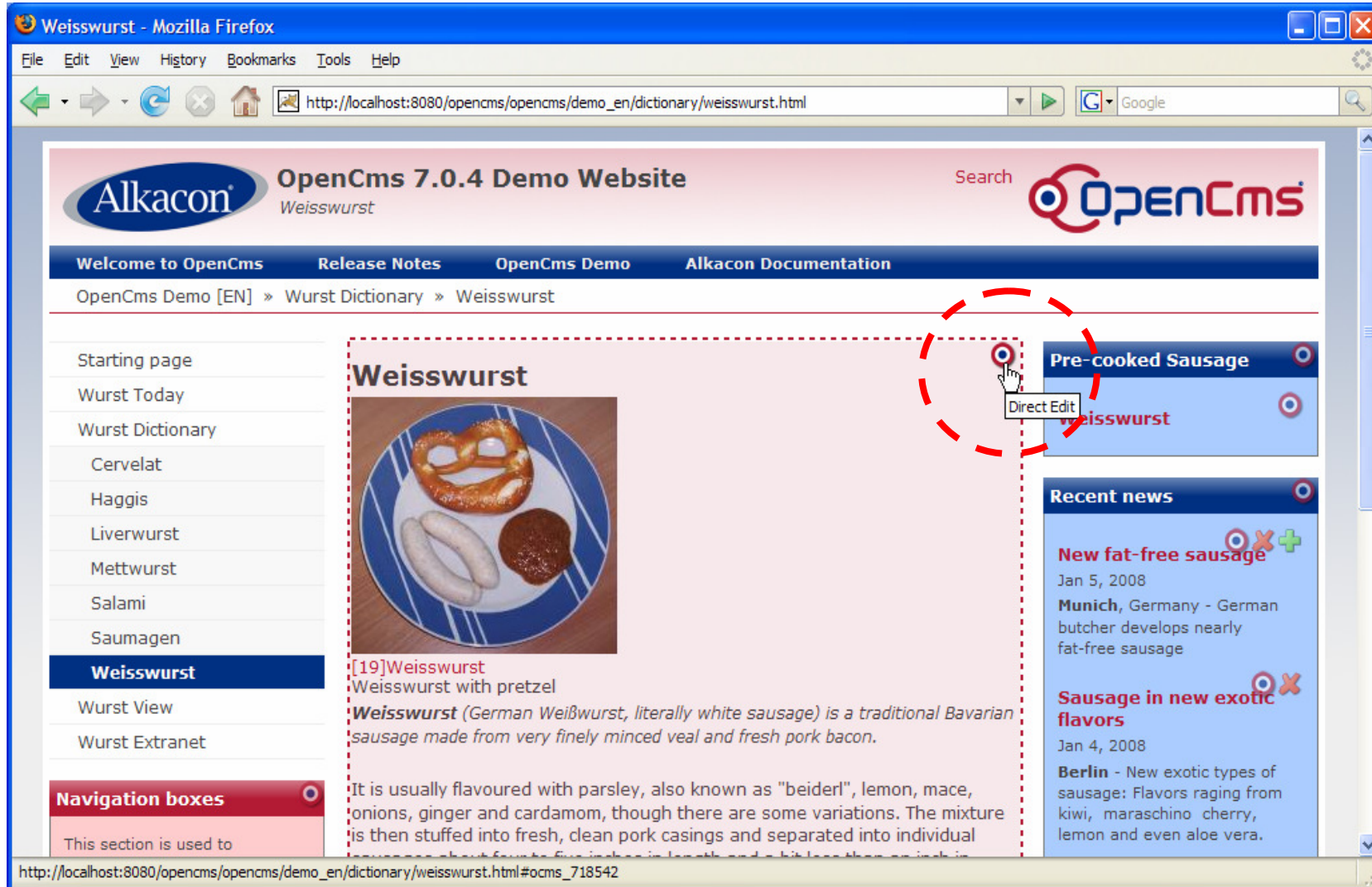
The main content area features a sidebar on the left with a list of links: "Starting page", "Wurst Today", "Wurst Dictionary", "Cervelat", "Haggis", "Liverwurst", "Mettwurst", "Salami", "Saumagen", "Weisswurst" (highlighted), "Wurst View", and "Wurst Extranet".

The main content area is titled "Weisswurst" and contains an image of a plate with a pretzel, two Weisswurst sausages, and a small round sausage. Below the image is the text: "[19]Weisswurst Weisswurst with pretzel Weisswurst (German Weißwurst, literally white sausage) is a traditional Bavarian sausage made from very finely minced veal and fresh pork bacon. It is usually flavoured with parsley, also known as "beiderl", lemon, mace, onions, ginger and cardamom, though there are some variations. The mixture is then stuffed into fresh, clean pork casings and separated into individual sausages about four to five inches in length and a bit less than an inch in diameter."

The right sidebar contains two sections: "Pre-cooked Sausage" with a link to "Weisswurst", and "Recent news" with two entries: "New fat-free sausage" (Jan 5, 2008) and "Sausage in new exotic flavors" (Jan 4, 2008).



# Click the DirectEdit button



Click # 1

# Document Edit Dialog

NIONEX

The screenshot shows a Mozilla Firefox browser window titled "(Admin) - Editing /demo\_en/dictionary/weisswurst.html". The address bar shows the URL "http://localhost:8080/openscms/openscms/system/workplace/editors/editor.jsp". The page content is a form for editing a dictionary entry for "Weisswurst".

**Name:** Weisswurst

**Category:** Manufacturing method (Brühwurst / Pre-cooked)

**Short Description:** Weisswurst (German Weißwurst, literally white sausage) is a traditional Bavarian sausage made from very finely minced veal and fresh pork bacon.

**Long Description:**

It is usually flavoured with parsley, also known as "beiderl", lemon, mace, onions, ginger and cardamom, though there are some variations. The mixture is then stuffed into fresh, clean pork casings and separated into individual sausages about four to five inches in length and a bit less than an inch in thickness.

As it is very perishable, weisswurst is traditionally prepared early in the morning and eaten for breakfast—there is a saying that the sausages should not be allowed to hear the church bells' noon chime. The sausages are heated in water, just short of boiling, for about ten minutes, which will turn them greyish-white because no color-preserving nitrite is used in Weisswurst preparation.

Weisswurst is brought to table in a big bowl together with the water used for preparation (so it doesn't cool down too much), then eaten without the skin. Ways of eating weisswurst include the traditional way, called "Zuzeln", in which each end of the sausage is cut open, then the meat is sucked out from the skin. Alternatively, the more popular and more discreet ways of consuming it are by cutting the sausage in half in the long direction so that the lower part of the skin

**Image:** /demo\_en/images/Weisswurst.jpg

User (Admin) logged in at 4/23/08 6:56 PM from 127.0.0.1

Read localhost

# Change some text and select „Direct Publish“

NIONEX

(Admin) - Editing /demo\_en/dictionary/weisswurst.html - Mozilla Firefox

File Edit View History Bookmarks Tools Help

http://localhost:8080/opencms/opencms/system/workplace/editors/editor.jsp

Language English

Name: Weisswurst

Category: Manufacturing method Brühwurst / Pre-cooked

Short Description: Weisswurst (German Weißwurst, literally white sausage) is a traditional Bavarian sausage made from very finely minced veal and fresh pork bacon.

Long Description: It is usually flavoured with parsley, also known as "beiderl", lemon, mace, onions, ginger and cardamom, though there are some variations. The mixture is then stuffed into fresh, clean pork casings and separated into individual sausages about four to five inches in length and a bit less than an inch in thickness. **Warning: Never eat Weisswurst with ketchup.**

As it is very perishable, weisswurst is traditionally prepared early in the morning and eaten for breakfast—there is a saying that the sausages should not be allowed to hear the church bells' noon chime. The sausages are heated in water, just short of boiling, for about ten minutes, which will turn them greyish-white because no color-preserving nitrite is used in Weisswurst preparation.

Weisswurst is brought to table in a big bowl together with the water used for preparation (so it doesn't cool down too much), then eaten without the skin. Ways of eating weisswurst include the traditional way, called "Zuzeln", in which each end of the sausage is cut open, then the meat is sucked out from the skin. Alternatively, the more popular and more discreet ways of consuming it are by cutting the sausage in half in the long direction so that the lower part of the skin

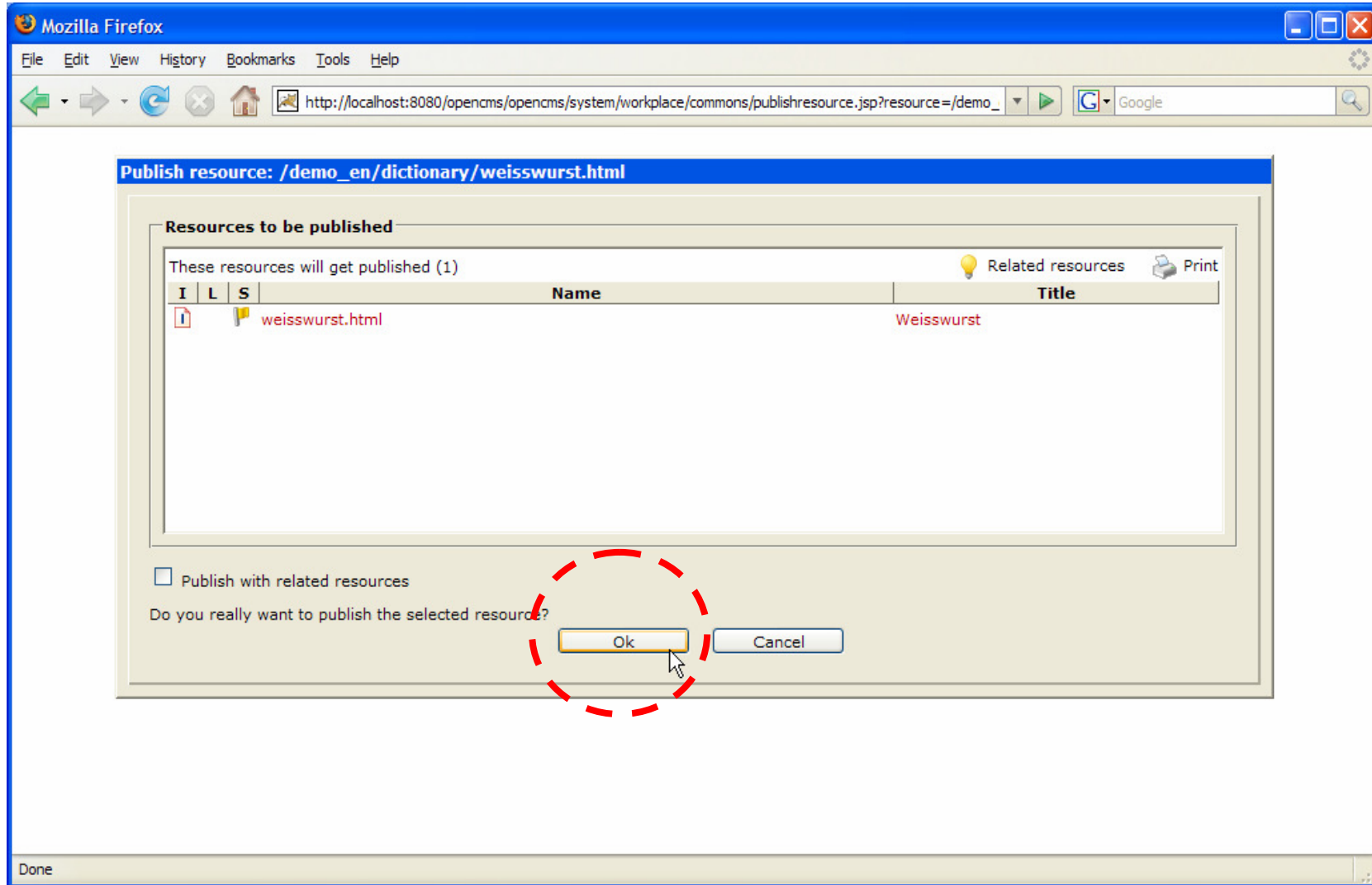
Images: /demo\_en/images/Weisswurst.jpg

User (Admin) logged in at 4/23/08 6:56 PM from 127.0.0.1

Read localhost

Click # 2

# Confirm the publish dialog



Click # 3



# Now the page is online

NIONEX

Weisswurst - Mozilla Firefox

File Edit View History Bookmarks Tools Help

http://localhost:8080/opencms/opencms/demo\_en/dictionary/weisswurst.html


Alkacon OpenCms 7.0.4 Demo Website Weisswurst

Welcome to OpenCms Release Notes OpenCms Demo Alkacon Documentation

OpenCms Demo [EN] » Wurst Dictionary » Weisswurst

Starting page  
Wurst Today  
Wurst Dictionary  
Cervelat  
Haggis  
Liverwurst  
Mettwurst  
Salami  
Saumagen  
**Weisswurst**  
Wurst View  
Wurst Extranet

**Weisswurst**



[19]Weisswurst  
Weisswurst with pretzel

**Weisswurst** (German *Weißwurst*, literally *white sausage*) is a traditional Bavarian sausage made from very finely minced veal and fresh pork bacon.

It is usually flavoured with parsley, also known as "beiderl", lemon, mace, onions, ginger and cardamom, though there are some variations. The mixture is then stuffed into fresh, clean pork casings and separated into individual sausages about four to five inches in length and a bit less than an inch in thickness. **Warning: Never eat Weisswurst with ketchup.**

**Pre-cooked Sausage**

**Weisswurst**

**Recent news**

**New fat-free sausage** +  
Jan 5, 2008  
Munich, Germany - German butcher develops nearly fat-free sausage

**Sausage in new exotic flavors** x  
Jan 4, 2008  
Berlin - New exotic types of sausage: Flavors ranging from kiwi, maraschino cherry, lemon and even aloe vera.

Done

- Clicks: 3
- Works fine for occasional users as well as power users

## Pros

1. Only 3 clicks to edit and publish a page
2. Browse Preview and edit page within its context
3. No need to use the Workplace

## Cons

1. Can't determine publish state and document type
2. Can't access advanced functions like History or Availability
3. In case of complex document schemas: mismatch between WYSIWYG preview and editor

## Use Case 2: Add new page and publish

## UC 2: Add new page and publish

NIONEX

- Event: Editor wants to add new page
- Role: Depending on current folder:  
Power User and/or Conventient Editor
- Steps:
1. Select appropriate Parentpage
  2. Add new page
  3. Edit text and metadata
  4. Confirm changes



# Starting from the preview

NIONEX

Weisswurst - Mozilla Firefox

File Edit View History Bookmarks Tools Help

http://localhost:8080/openscms/openscms/demo\_en/dictionary/weisswurst.html

Alkacon OpenCms 7.0.4 Demo Website Weisswurst

Search OpenCms

Welcome to OpenCms Release Notes OpenCms Demo Alkacon Documentation

OpenCms Demo [EN] » Wurst Dictionary » Weisswurst

- Starting page
- Wurst Today
- Wurst Dictionary
- Cervelat
- Haggis
- Liverwurst
- Mettwurst
- Salami
- Saumagen
- Weisswurst**
- Wurst View
- Wurst Extranet

**Weisswurst**



[19]Weisswurst  
Weisswurst with pretzel

**Weisswurst** (German Weißwurst, literally white sausage) is a traditional Bavarian sausage made from very finely minced veal and fresh pork bacon.

It is usually flavoured with parsley, also known as "beiderl", lemon, mace, onions, ginger and cardamom, though there are some variations. The mixture is then stuffed into fresh, clean pork casings and separated into individual

**Pre-cooked Sausage**

**Weisswurst**

**Recent news**

**New fat-free sausage**  
Jan 5, 2008  
Munich, Germany - German butcher develops nearly fat-free sausage

**Sausage in new exotic flavors**  
Jan 4, 2008  
Berlin - New exotic types of sausage: Flavors raging from kiwi, maraschino cherry, lemon and even aloe vera.

Done

# Find the right folder in the workplace

NIONEX

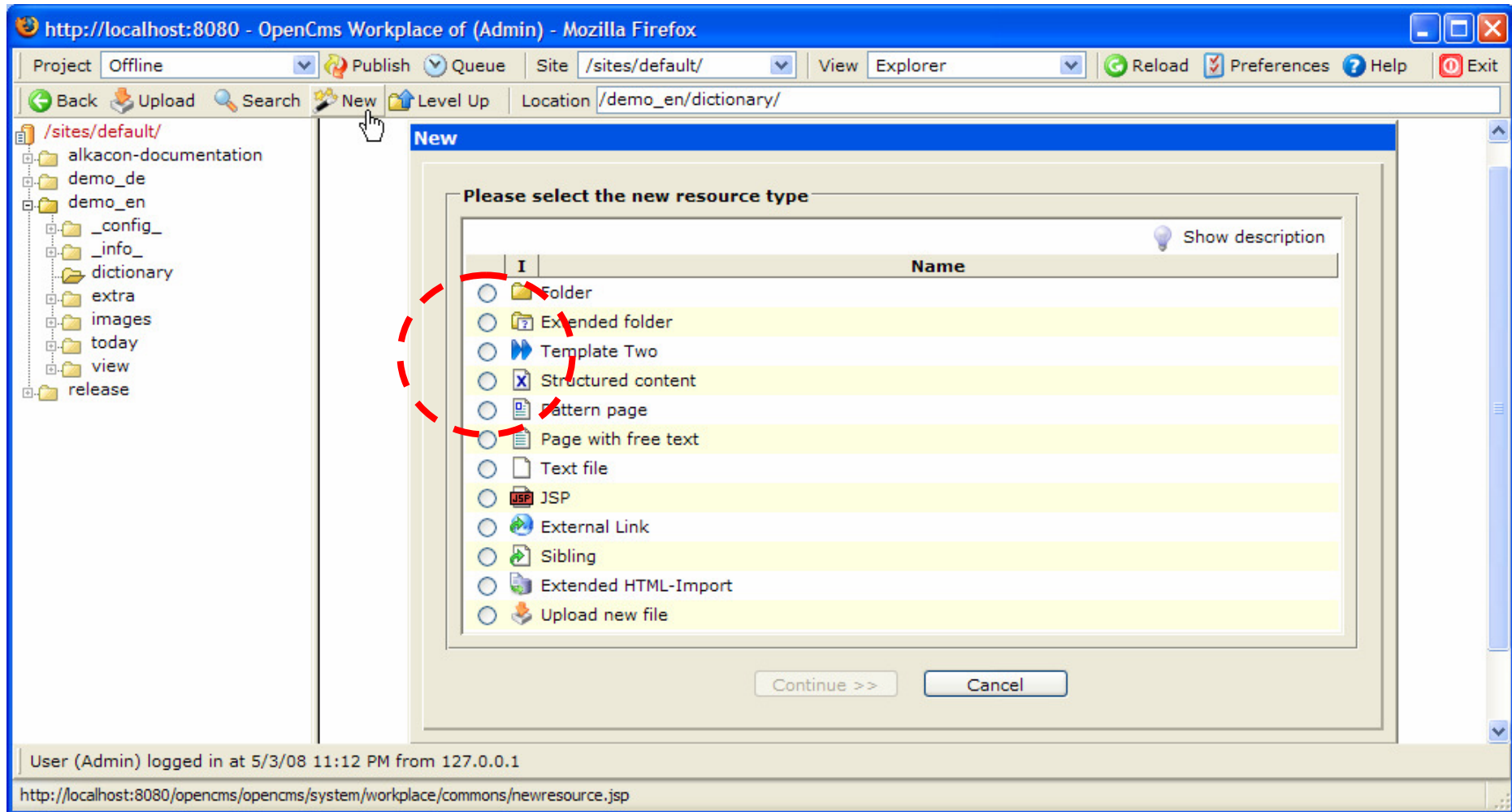
The screenshot shows the OpenCms Workplace interface in Mozilla Firefox. The browser address bar shows `http://localhost:8080 - OpenCms Workplace of (Admin) - Mozilla Firefox`. The interface includes a top navigation bar with buttons for Project (Offline), Publish, Queue, Site (/sites/default/), View (Explorer), Reload, Preferences, Help, and Exit. Below this is a secondary navigation bar with Back, Upload, Search, New, and Level Up buttons. The main content area displays a file list for the location `/demo_en/dictionary/`. The file list has columns for Name, Title, Type, Size, Date last modified, Date released, and Date expired. A red circle highlights the 'New' button in the top navigation bar.

Name	Title	Type	Size	Date last modified	Date released	Date expired
cervelat.html	Cervelat	ttitem	3765	3/1/08 6:32 PM	-	-
haggis.html	Haggis	ttitem	5092	3/3/08 9:52 AM	-	-
index.html	Sausage dictionary	ttarticle	3672	3/1/08 6:34 PM	-	-
liverwurst.html	Liverwurst	ttitem	4327	3/1/08 6:33 PM	-	-
mettwurst.html	Mettwurst	ttitem	4222	3/1/08 6:35 PM	-	-
salami.html	Salami	ttitem	4316	3/1/08 6:35 PM	-	-
saumagen.html	Saumagen	ttitem	4753	3/1/08 6:35 PM	-	-

User (Admin) logged in at 5/4/08 9:46 PM from 127.0.0.1  
`http://localhost:8080/opencms/opencms/system/workplace/commons/newresource.jsp`

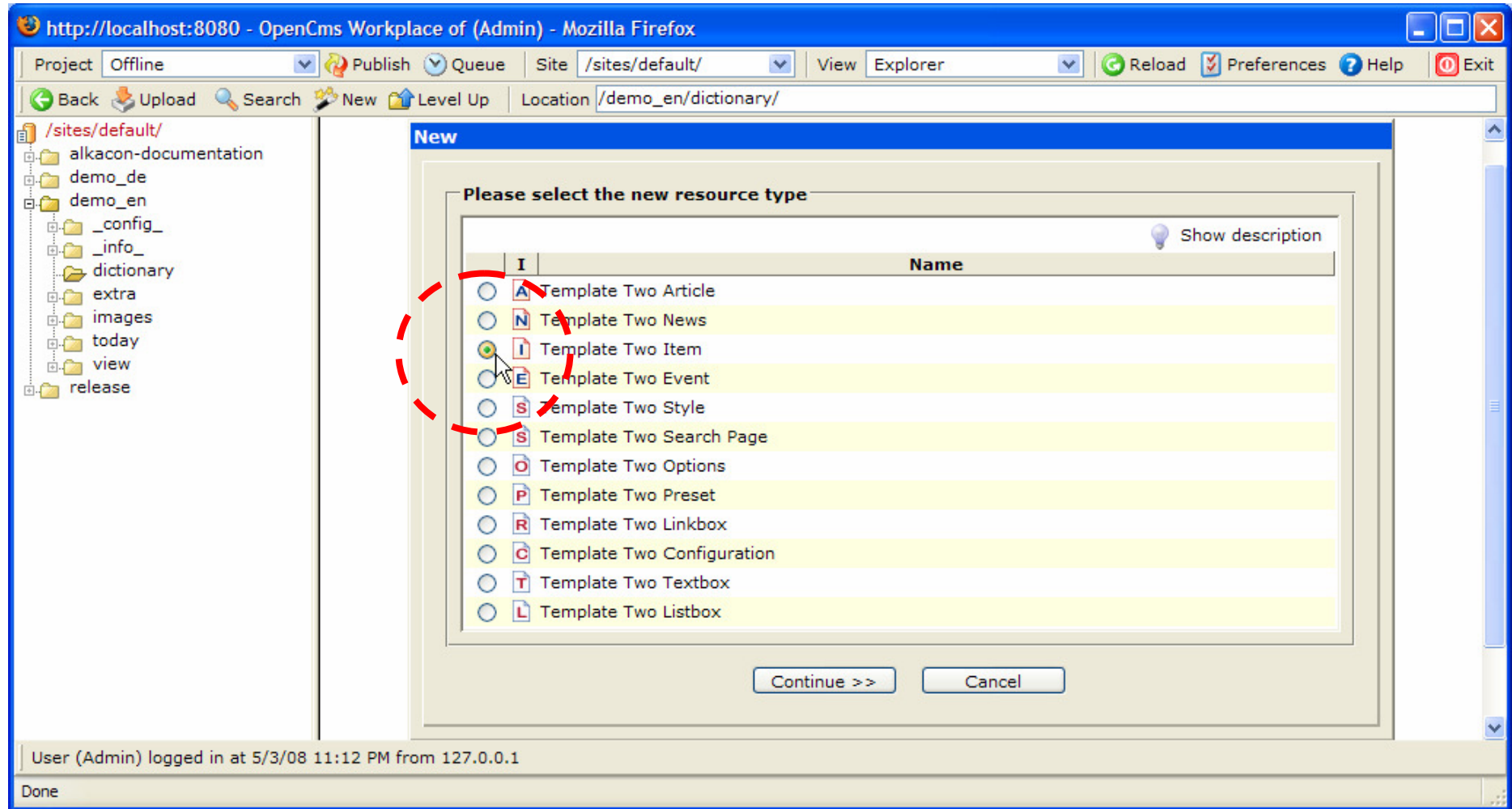
**Click # 1**

# Add a page based on some template



Click # 2

# Select the template



**Click # 3**

# Enter filename and skip some default options

NIONEX

The screenshot shows the OpenCms Workplace of (Admin) interface in Mozilla Firefox. The browser address bar shows `http://localhost:8080`. The interface includes a top navigation bar with options like Project (Offline), Publish, Queue, Site (/sites/default/), View (Explorer), Reload, Preferences, Help, and Exit. Below this is a secondary navigation bar with Back, Upload, Search, New, Level Up, and Location (/demo\_en/dictionary/). The main content area is split into a left sidebar showing a file tree and a right pane displaying a 'Create a new file' dialog box. The dialog box contains a text input field with the text 'weisswurst', two checked checkboxes for 'Edit properties of the new file' and 'Append ".html" suffix to name', and two buttons: 'Continue >>' and 'Cancel'. A red dashed circle highlights the 'Continue >>' button. At the bottom of the interface, a status bar shows 'User (Admin) logged in at 5/4/08 9:46 PM from 127.0.0.1' and a 'Done' indicator.

**Click # 4**



# Edit title and navigation properties

The screenshot shows the OpenCms Workplace interface in Mozilla Firefox. The browser address bar shows 'http://localhost:8080 - OpenCms Workplace of (Admin) - Mozilla Firefox'. The main content area displays the 'Properties: weisswurst.html' dialog box. The dialog box has a table with the following properties and values:

Property	Value
Title	Weisswurst <input checked="" type="checkbox"/>
Keywords	<input type="checkbox"/>
Description	<input type="checkbox"/>
Add to navigation	<input checked="" type="checkbox"/>
Navigation Text	Weisswurst <input checked="" type="checkbox"/>
Insert after	Saumagen (saumagen.html) <input type="checkbox"/>

The 'Finish' button is highlighted with a red dashed circle. The status bar at the bottom shows 'User (Admin) logged in at 5/4/08 9:46 PM from 127.0.0.1' and 'Done'.

Click # 5-7

# Open Edit Menu on new file

The screenshot shows the OpenCMS Admin interface in Mozilla Firefox. The browser address bar shows 'http://localhost:8080 - OpenCms Workplace of (Admin) - Mozilla Firefox'. The interface includes a navigation bar with 'Project Offline', 'Publish', 'Queue', 'Site /sites/default/', 'View Explorer', 'Reload', 'Preferences', 'Help', and 'Exit'. Below this is a toolbar with 'Back', 'Upload', 'Search', 'New', and 'Level Up'. The main content area shows a file tree on the left and a table of files on the right. The file tree is expanded to '/demo\_en/dictionary/'. The table lists files with columns for Name, Title, Type, Size, Date last modified, Date released, and Date expired. A new file 'saumagen.html' is highlighted, and its context menu is open, showing options like 'Unlock', 'Publish directly', 'Edit', 'Copy', 'Rename/Move', 'Delete', 'Undo changes', 'Relations', 'Permissions', 'Change navigation', 'Advanced', 'History', and 'Properties'. A red dashed circle highlights the 'Edit' option, which is being clicked by a mouse cursor. At the bottom of the interface, a status bar shows 'User (Admin) logged in at 5/4/08 9:46 PM from 127.0.0.1' and 'Done'.

Name	Title	Type	Size	Date last modified	Date released	Date expired
cervelat.html	Cervelat	ttitem	3765	3/1/08 6:32 PM	-	-
haggis.html	Haggis	ttitem	5092	3/3/08 9:52 AM	-	-
index.html	Sausage dictionary	ttarticle	3672	3/1/08 6:34 PM	-	-
liverwurst.html	Liverwurst	ttitem	4327	3/1/08 6:33 PM	-	-
mettwurst.html	Mettwurst	ttitem	4222	3/1/08 6:35 PM	-	-
salami.html	Salami	ttitem	4316	3/1/08 6:35 PM	-	-
saumagen.html	Saumagen	ttitem	4753	3/1/08 6:35 PM	-	-
saumagen.html	Weisswurst	ttitem	4935	5/4/08 10:10 PM	-	-

**Click # 8**

# Edit Document, enter some text and publish

NIONEX

The screenshot shows a Mozilla Firefox browser window editing a document. The address bar shows the URL: `http://localhost:8080 - (Admin) - Editing /demo_en/dictionary/weisswurst.html`. The page content includes:

- Name:** Weisswurst
- Category:** Manufacturing method: Brühwurst / Pre-cooked
- Short Description:** (Empty text area)
- Long Description:** (Empty text area)

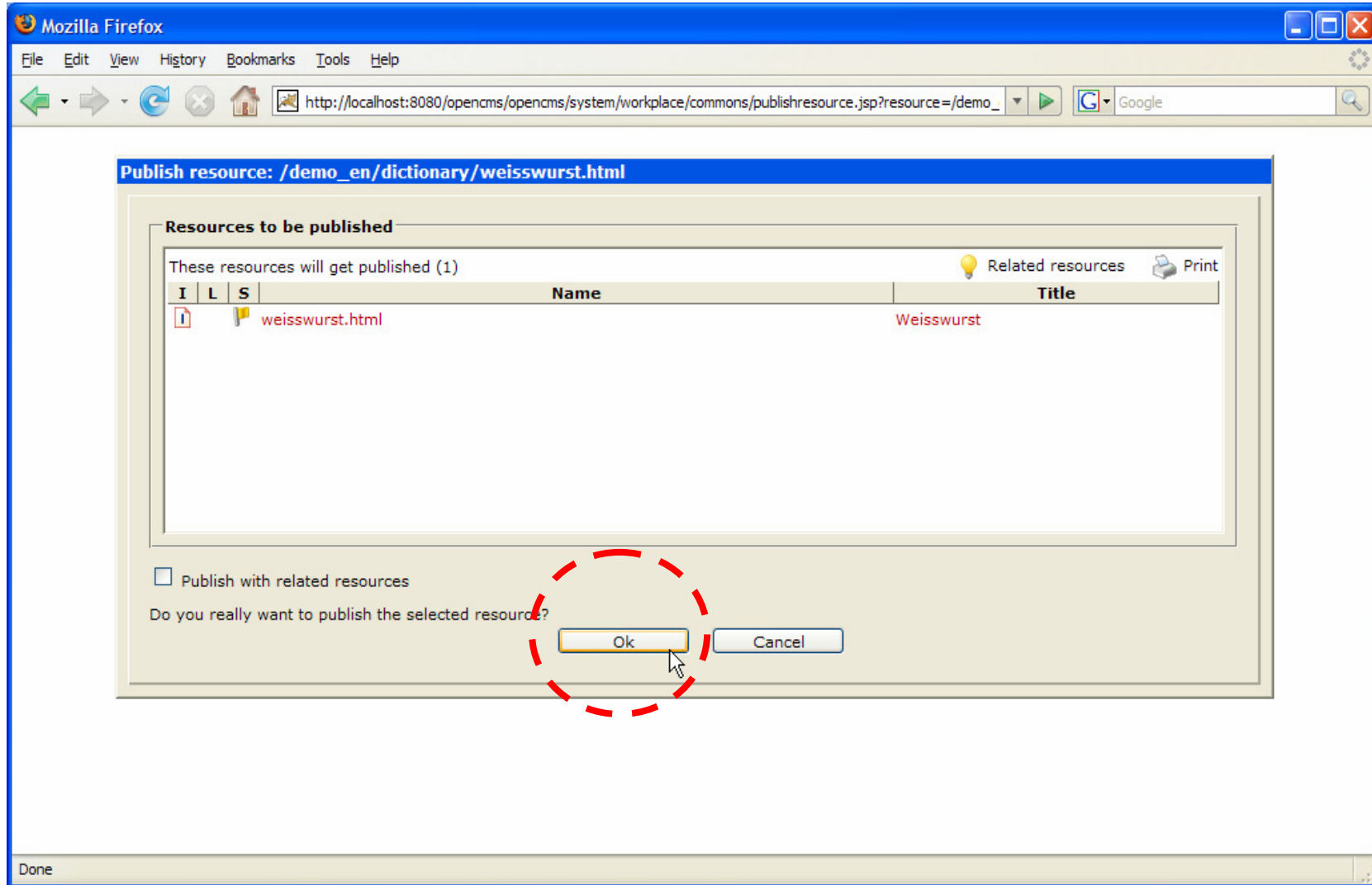
Both text areas have rich text editors with toolbars. A red dashed circle highlights the top-left corner of the browser window, specifically the area containing the Name and Category fields.

At the bottom of the browser window, a status bar displays: "User (Admin) logged in at 5/4/08 9:46 PM from 127.0.0.1" and "Read localhost".

Click # 9



# Confirm the publish dialog



Click # 10

- Clicks: ~10
- Works well for power users
- Complex for occasional users

### Pros

1. Flexibel

### Cons

1. Too many clicks
2. Too many options
3. No direct edit support. Needs Workplace
4. Can't restrict document types
5. Newly created page contains no content

# UC 2b): Create page with Content based on Contentcollectors

NIONEX

Wurst Today - Mozilla Firefox

File Edit View History Bookmarks Tools Help

http://localhost:8080/opencms/opencms/demo\_en/today/index.html

OpenCms Demo [EN] » Wurst Today

Starting page

- Wurst Today
- News
- Events
- Wurst Dictionary
- Wurst View
- Wurst Extranet

**XML based contents**

In this section, you find additional examples for xml based contents (news and events) demonstrating how to manage structured contents.

These contents are displayed in various list boxes, where the selection and the ordering of the contents shown inside is done by a so-called "collector". At this page, for example, the collector provides the two

## Wurst Today

### News from the world of wurst

In this section, you find current sausage-related news and events.

#### Recent news

- New fat-free sausage**  
Jan 5, 2008  
Munich, Germany - German butcher develops nearly fat-free sausage
- Sausage in new exotic flavors**  
Jan 4, 2008  
Berlin - New exotic types of sausage: Flavors raging from kiwi, maraschino cherry, lemon and even aloe vera.

#### Recent events

- New Braunfels Wurstfestival**  
Frizzling Brats in Texas: **New Braunsfeld Wurstfest** from 10/31 thru 01/11/2008

#### Login

Please enter your credentials:

Logged in as:  
(Admin)

Logoff

#### Login

Via the login page or the login box, you can enter your credentials in order to access the protected section (extranet).

Use as credentials:

- User: **Test**
- Password: **test**

If you are already logged in, you can logout here.

http://localhost:8080/opencms/opencms/demo\_en/today/index.html#ocms\_746495

Click # 1

# Edit page and publish

NIONEX

(Admin) - Editing (new resource) - Mozilla Firefox

File Edit View History Bookmarks Tools Help

http://localhost:8080/opencms/opencms/system/workplace/editors/editor.jsp

Language English

Date: 5/5/2008 11:22 PM

Title: New sausages

Sub Title: (Click on the "New" button on the right side to activate this element)

Teaser: Lorem ipsum

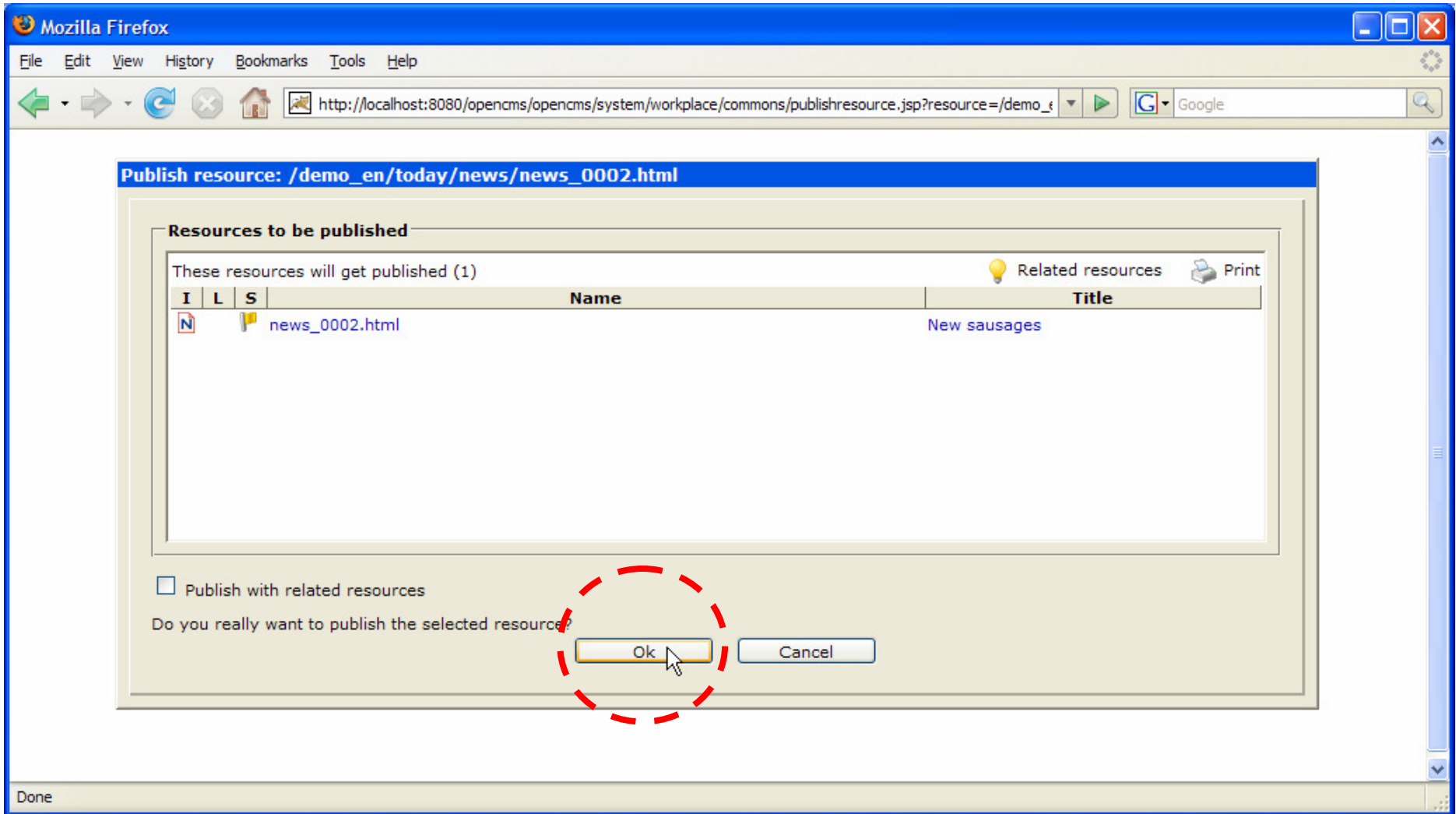
Headline: (Click on the "New" button on the right side to activate this element)

User (Admin) logged in at 5/5/08 11:20 PM from 127.0.0.1

http://localhost:8080/opencms/opencms/system/workplace/editors/xmlcontent/editor\_buttons.jsp?action=show&backlink=/demo\_en/today/index.html&editoritle=Editing+(new+resource)&closelink=/ope...

Click # 2

# Confirm publish



Click # 3

# Now the page and its teaser is online

NIONEX

Wurst Today - Mozilla Firefox

File Edit View History Bookmarks Tools Help

http://localhost:8080/opencms/opencms/demo\_en/today/index.html

Search

Welcome to OpenCms Release Notes OpenCms Demo Alkacon Documentation

OpenCms Demo [EN] » Wurst Today

Starting page

**Wurst Today**

News

Events

Wurst Dictionary

Wurst View

Wurst Extranet

**XML based contents**

In this section, you find additional examples for xml based contents (news and events) demonstrating how to manage structured contents.

**Wurst Today**

**News from the world of wurst**

In this section, you find current sausage-related news and events.

**Recent news**

**New sausages**

May 5, 2008  
Lorem ipsum

**New fat-free sausage**

Jan 5, 2008  
**Munich, Germany** - German butcher develops nearly fat-free sausage

**Login**

Please enter your credentials:

**Logged in as:**  
(Admin)

Logoff

**Login**

Via the login page or the login box, you can enter your credentials in order to access the protected section (extranet).

Use as credentials:

http://localhost:8080/opencms/opencms/demo\_en/today/news/news\_0002.html

- Clicks: 3
- Works well for power users and occasional users

### Pros

1. Only 3 clicks to edit and publish a page
2. Browse Preview and add page within its context
3. No need to use the Workplace

### Cons

1. Can't provide file name / generated filenames are cryptic
2. Already mentioned for UC1: publish state, advanced functions, ...



## Use Case 2: Delete page and publish



## UC 2: Delete page and publish

NIONEX

- Event: Editor wants to delete a page
- Role: Power User and/or Conventient Editor
- Steps:
1. Select appropriate Page
  2. Delete
  3. Confirm changes

# Delete Page from Contentcollectos

NIONEX

Wurst Today - Mozilla Firefox

File Edit View History Bookmarks Tools Help

http://localhost:8080/opencms/opencms/demo\_en/today/index.html

Alkacon OpenCms 7.0.4 Demo Website Wurst Today

Welcome to OpenCms Release Notes OpenCms Demo Alkacon Documentation

OpenCms Demo [EN] » Wurst Today

Starting page

- Wurst Today
- News
- Events
- Wurst Dictionary
- Wurst View
- Wurst Extranet

**XML based contents**

In this section, you find additional examples for xml based contents (news and events) demonstrating how to manage structured contents.

## Wurst Today

### News from the world of wurst

In this section, you find current sausage-related news and events.

#### Recent news

- New sausages**  
May 5, 2008  
Lorem ipsum
- New fat-free sausage**  
Jan 5, 2008  
Munich, Germany - German butcher develops nearly fat-free sausage

Login

Please enter your credentials:

Logged in as:  
(Admin)

Logoff

Login

Via the login page or the login box, you can enter your credentials in order to access the protected section (extranet).

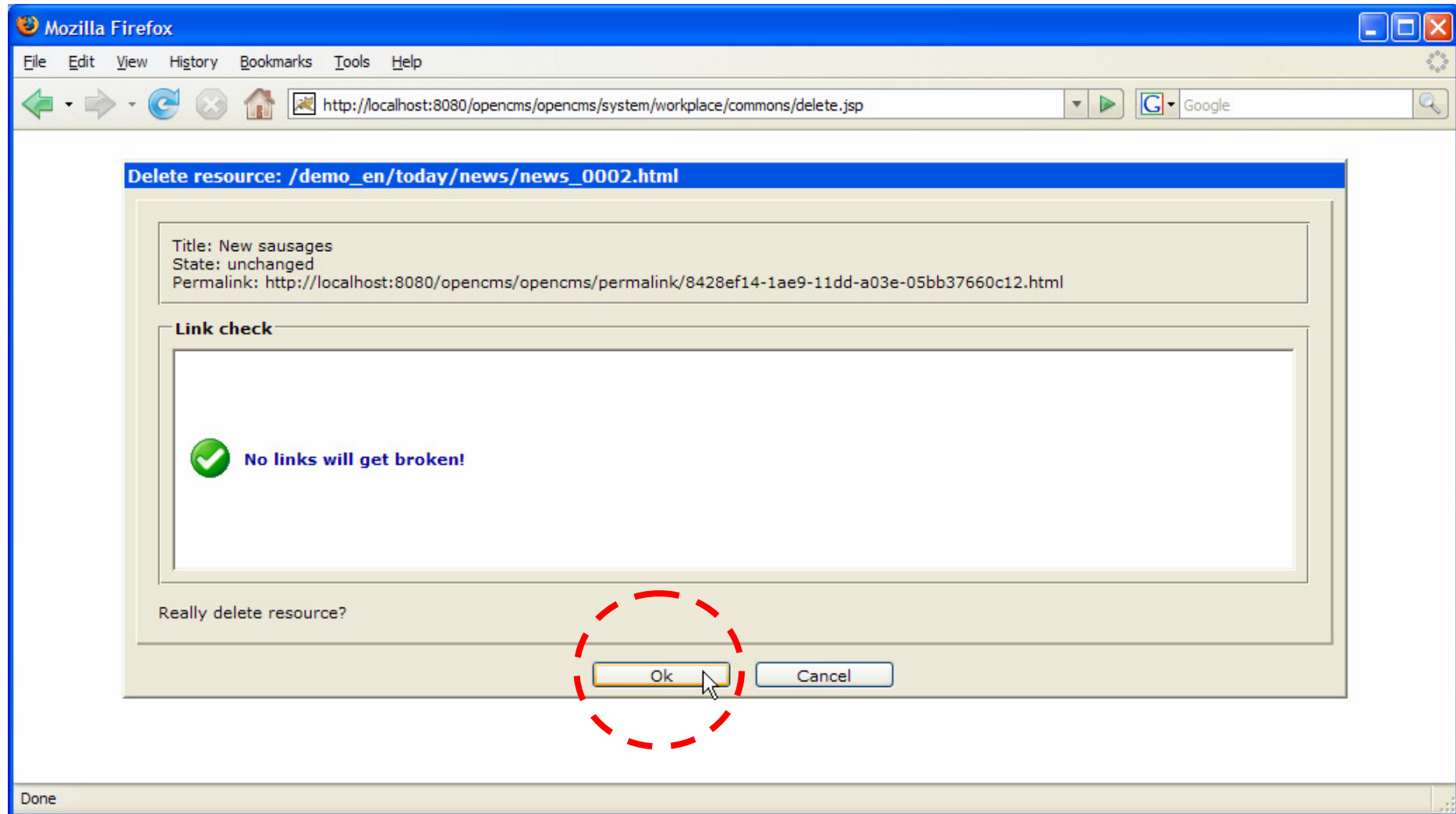
Use as credentials:

http://localhost:8080/opencms/opencms/demo\_en/today/index.html#ocms\_376742

Click #1

# Confirm publish

NIONEX



**Click #2**

# Page ist deleted and teaser is removed

NIONEX

Wurst Today - Mozilla Firefox

File Edit View History Bookmarks Tools Help

http://localhost:8080/opencms/opencms/demo\_en/today/index.html

Alkacon OpenCms 7.0.4 Demo Website Wurst Today

Search OpenCms

Welcome to OpenCms Release Notes OpenCms Demo Alkacon Documentation

OpenCms Demo [EN] » Wurst Today

Starting page

**Wurst Today**

News

Events

Wurst Dictionary

Wurst View

Wurst Extranet

**XML based contents**

In this section, you find additional examples for xml based contents (news and events) demonstrating how to manage structured contents.

**Wurst Today**

**News from the world of wurst**

In this section, you find current sausage-related news and events.

**Recent news**

**New fat-free sausage**  
Jan 5, 2008  
**Munich**, Germany - German butcher develops nearly fat-free sausage

**Sausage in new exotic flavors**  
Jan 4, 2008  
**Berlin** - New exotic types of sausage: Flavors raging from kiwi, maraschino cherry, lemon and even aloe vera.

**Login**

Please enter your credentials:

**Logged in as:**  
(Admin)

Logoff

**Login**

Via the login page or the login box, you can enter your credentials in order to access the protected section (extranet).

Use as credentials:

Done

## Benchmark UC 3: Delete page with contentcollectors

NIONEX

- Clicks: 2
- Works well for power users and occasional users

### Pros

1. Only 2 clicks to delete a page

### Cons

1. Can't revoke deleted files

Same workflow if you delete from the workplace.

## UC 3: Upload image and add to page

NIONEX

Event: Editor wants to add a new image to a page

Role: Power User and/or Conventient Editor

- Steps:
1. Select appropriate page
  2. Select appropriate location for image to be stored
  3. Add new image from desktop
  4. Confirm changes



# Edit dialog: Open image gallery

http://localhost:8080 - (Admin) - Editing /demo\_en/dictionary/weisswurst.html - Mozilla Firefox

Language English




It is usually flavoured with parsley, also known as "beiderl", lemon, mace, onions, ginger and cardamom, though there are some variations. The mixture is then stuffed into fresh, clean pork casings and separated into individual sausages about four to five inches in length and a bit less than an inch in thickness. **Warning: Never eat Weisswurst with ketchup.**

Long Description: ?

As it is very perishable, weisswurst is traditionally prepared early in the morning and eaten for breakfast—there is a saying that the sausages should not be allowed to hear the church bells' noon chime. The sausages are heated in water, just short of boiling, for about ten minutes, which will turn them greyish-white because no color-preserving nitrite is used in Weisswurst preparation.

Weisswurst is brought to table in a big bowl together with the water used for preparation (so it doesn't cool down too much), then eaten without the skin. Ways of eating weisswurst include the traditional way, called "Zuzeln", in which each end of the sausage is cut open, then the meat is sucked out from the skin. Alternatively, the more popular and more discreet ways of consuming it are by cutting the sausage in half in the long direction so that the lower part of the skin



Images:




Image: ?    

Description: ?

Attachments: (Click on the "New" button on the right side to activate this element)

Links: (Click on the "New" button on the right side to activate this element)

Preset: ?   

Box: ?    

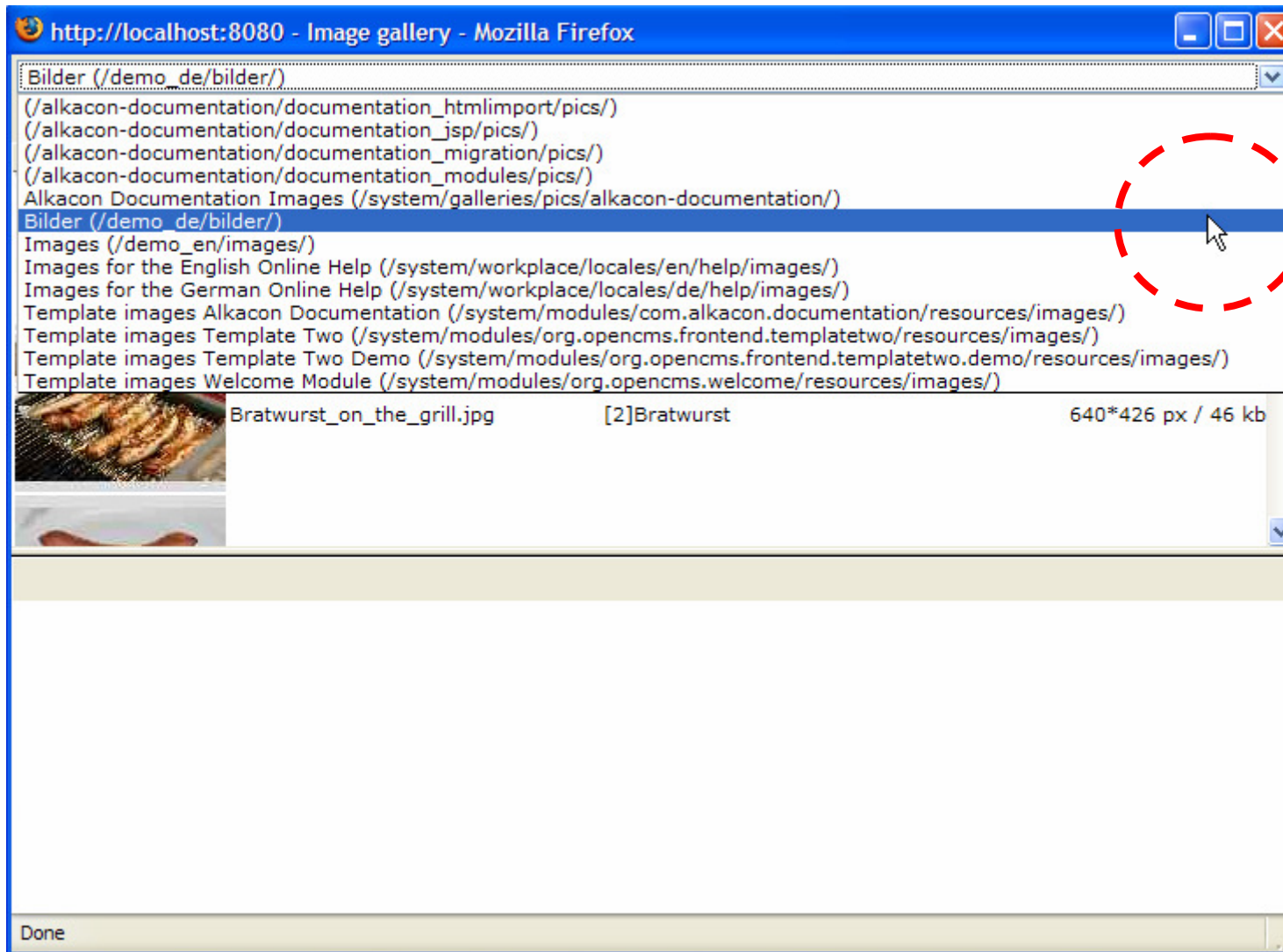
Element [1]: Orientation: ?

User (Admin) logged in at 5/5/08 7:02 PM from 127.0.0.1

http://localhost:8080/opencms/opencms/system/workplace/editors/xmlcontent/editor\_form.jsp?resourcelist=&resource=/demo\_en/dictionary/weisswurst.html#

Click # 1

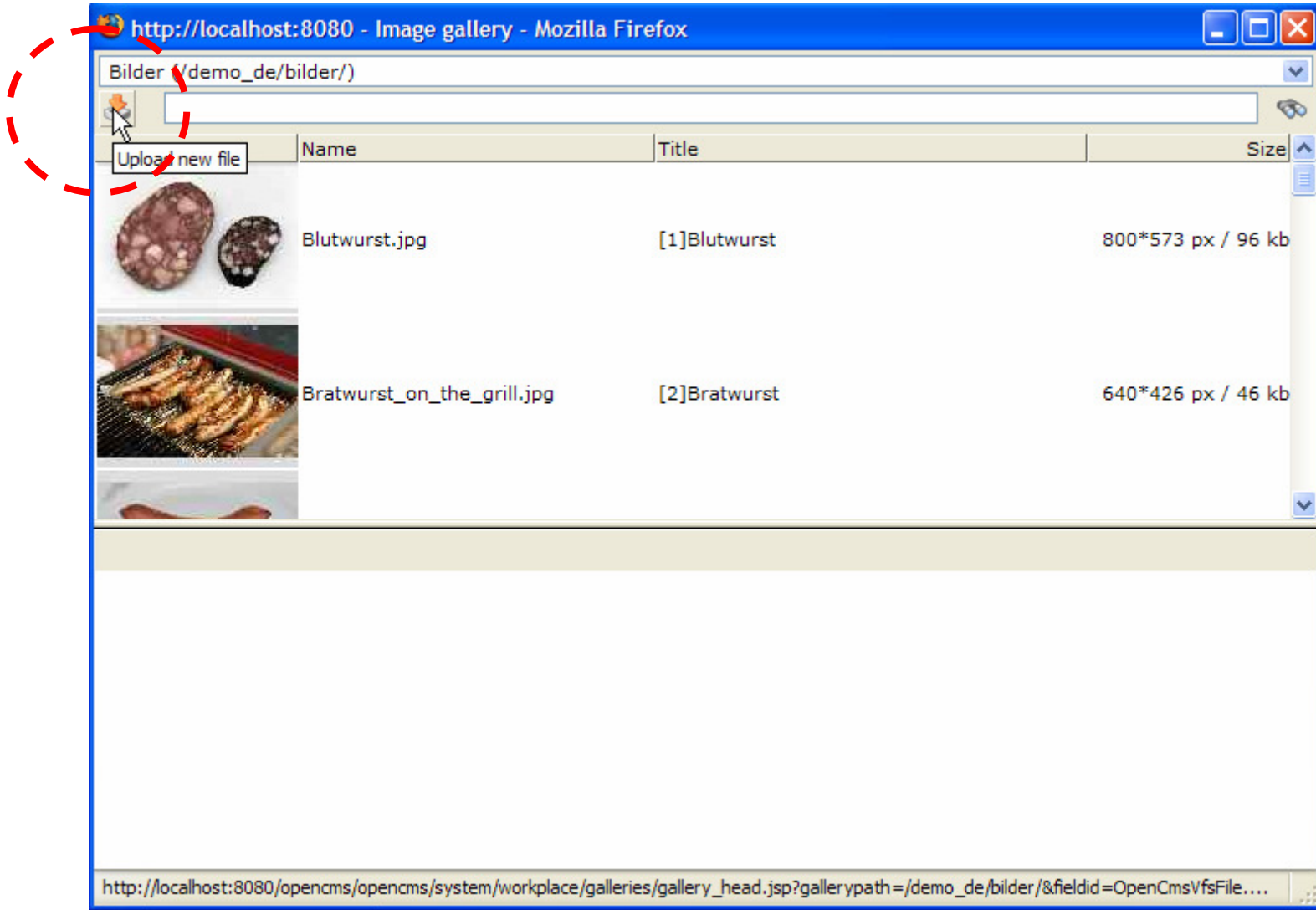
# Select the appropriate image gallery



**Click # 2**

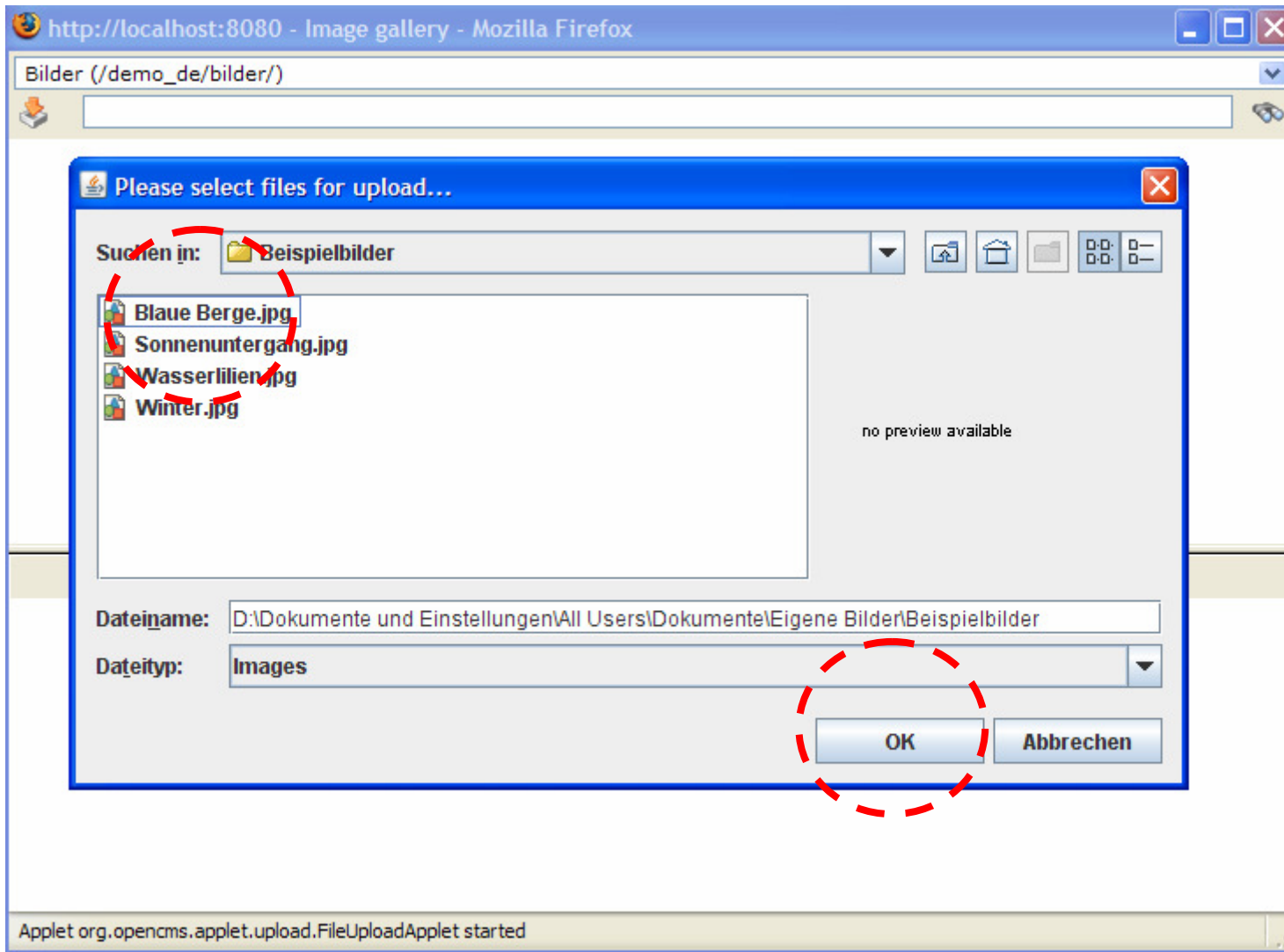


# Open the upload applet



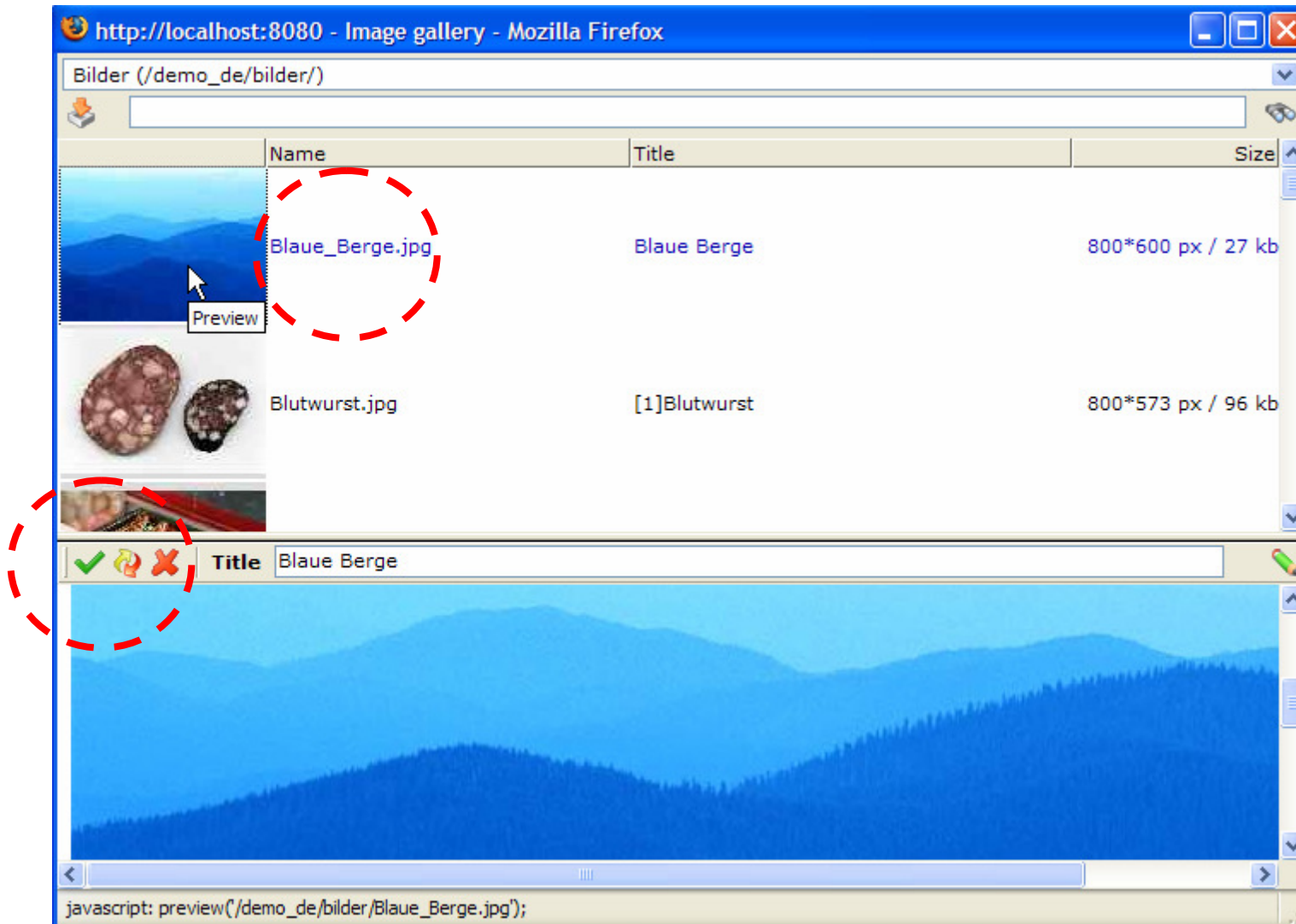
**Click # 3**

# Select the file from your desktop



**Click # 4,5**

# Select it



Click # 6,7

http://localhost:8080 - (Admin) - Editing /demo\_en/dictionary/weisswurst.html - Mozilla Firefox

Language English

It is usually flavoured with parsley, also known as "beiderl", lemon, mace, onions, ginger and cardamom, though there are some variations. The mixture is then stuffed into fresh, clean pork casings and separated into individual sausages about four to five inches in length and a bit less than an inch in thickness. **Warning: Never eat Weisswurst with ketchup.**

Long Description: ?

As it is very perishable, weisswurst is traditionally prepared early in the morning and eaten for breakfast—there is a saying that the sausages should not be allowed to hear the church bells' noon chime. The sausages are heated in water, just short of boiling, for about ten minutes, which will turn them greyish-white because no color-preserving nitrite is used in Weisswurst preparation.

Weisswurst is brought to table in a big bowl together with the water used for preparation (so it doesn't cool down too much), then eaten without the skin. Ways of eating weisswurst include the traditional way, called "Zuzeln", in which each end of the sausage is cut open, then the meat is sucked out from the skin. Alternatively, the more popular and more discreet ways of consuming it are by cutting the sausage in half in the long direction so that the lower part of the skin

Images:

Image: ? /demo\_de/bilder/Blaue\_Berge.jpg

Description: ? Weisswurst with pretzel

Attachments: (Click on the "New" button on the right side to activate this element)

Links: (Click on the "New" button on the right side to activate this element)

Preset: ? Three column layout (Column left+right)

Box: ? /demo\_en/\_config\_/links\_precooked

Element [1]: Orientation: ? Right

User (Admin) logged in at 5/5/08 7:02 PM from 127.0.0.1

Done

Clicks: 7

Pros:

- Organizing Images in Galleries is easy to learn
- Thumbnail preview and simple search capabilities
- Java Upload applet allows to upload multiple files at once

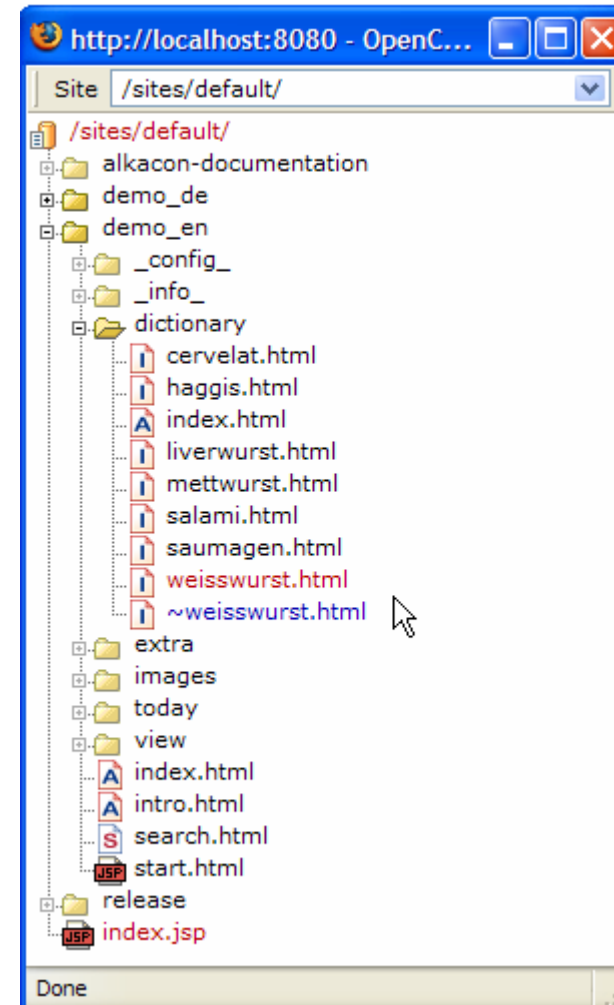
Cons:

- No direct edit support
- No crop and scaling
- No information whether the image might fit to the template
- No preset for the appropriate image gallery

## Some words about the resource chooser

NIONEX

- Where can I find my “recently added” documents?
- I know a keyword. How can I search for the document?
- I always work with the same folders. Where are they?



How do others compare?

- CoreMedia [www.coremedia.com](http://www.coremedia.com) (50k €+)
- RedDot [www.reddot.com](http://www.reddot.com) (30k €+)
- Day [www.day.com](http://www.day.com) (50k €+)
- Magnolia [www.magnolia.info](http://www.magnolia.info) (some kind of open source)



# CoreMedia Editor comparable to OpenCms Workplace

NIONEX

The screenshot displays the CoreMedia Editor interface within a Microsoft Internet Explorer browser window. The browser title is "Übersicht - Microsoft Internet Explorer". The interface is divided into several sections:

- Left Panel (Ordner):** A file explorer showing a tree structure with folders like Home, Sites, css, design, Deutsches Tutorial, English tutorial, Articles, and Channels.
- Top Panel (Navigation):** A menu bar with "Datei", "Bearbeiten", "Navigation", and "Fenster". Below it is a toolbar with various icons for file operations and navigation.
- Central Panel (Content List):** A list of content items. The selected item is "look\_at\_me" (Artikel), which has 3 (admin) views and was last modified on 06.05.08 00:10. Other items include "cut\_me\_channel", "landing\_pad", "landing\_page", and "manage\_start".
- Right Panel (Article View):** A detailed view of the selected article "look\_at\_me". It shows the title "Titel\*:" as "Look at me" and the text content. The text includes instructions on how to select content and use the context menu for editing. A "Zurückgeben" button is visible at the top right of this panel.

The status bar at the bottom of the browser window shows "Fertig" and "Lokales Intranet".

# Heavy use of preview based editing

NIONEX

The screenshot shows a Mozilla Firefox browser window with the following details:

- Browser Title:** Look at me - Mozilla Firefox
- Address Bar:** http://localhost:8001/starterkit/servlet/segment/english\_tutorial/manage/basics/678/look\_at\_me.html
- Search Bar:** Google
- Page Header:** start CMS logo, Legal, Sitemap, and a search box.
- Navigation:** English tutorial (selected), Manage, Integrate, Analyze, Socialize, German, English.
- Left Sidebar:** Basics, Look at me, Move me, Copy me, Cut me, Landing pad, Editing content, Navigation.
- Main Content:** Breadcrumbs: English tutorial | Manage | Basics. Title: Look at me. Image of a goldfish. A context menu is open over the image with options: look\_at\_me, Open, Open in Explorer (highlighted), Copy, Compare versions, In-Site Analytics, Open Analytics Dashboard, Log off "admin", Show info.
- Right Sidebar:** Look at me (with fish image), Show differences (with fish image), Change me.

# Everything is a document and so can have custom actions

NIONEX

The screenshot shows a Mozilla Firefox browser window with the title "Look at me - Mozilla Firefox". The address bar displays the URL: `http://localhost:8001/starterkit/servlet/segment/english_tutorial/manage/basics/678/look_at_me.html`. The browser's menu bar includes File, Edit, View, History, Bookmarks, Tools, and Help. The page content features a sidebar on the left with a "start" logo and a navigation menu under "Basics" containing "Look at me", "Move me", "Copy me", "Cut me", and "Landing pad". The main content area has a header with "English tutorial" and "Legal Sitemap" links. A context menu is open over a document titled "look\_at\_me", listing actions such as "Open", "Open in Explorer", "Open Container", "Move to beginning", "Move backward", "Move forward", "Move to end", "Remove", "Cut", "Copy", "Paste", "Compare versions", "In-Site Analytics", "Open Analytics Dashboard", "Log off 'admin'", and "Show info". The "Move forward" option is highlighted by the mouse cursor. The page content includes sections like "Look at me" with an image of a goldfish and text describing editing features, and "Show differences" with an image of a clownfish and text about version control. A "Change me" section is also visible at the bottom.



RedDot XCMS Version 6 - Microsoft Internet Explorer

File Bearbeiten Ansicht Favoriten Extras ?

 Alex Jung  
Projekt: bizcom (Editor, German)

Sie können eine Seite bearbeiten, indem Sie auf das  Symbol klicken.  
Die Einsteigerhilfe erläutert Ihnen, wie Sie die Oberfläche benutzen.

Homepage

 Smart Edit

 Smart Tree

 Translation Editor

 Suche

 Aufgaben

 Hauptmenü

**Bereichssuche**

Erweiterte Suche



> Home

 Home   [Hauptinhalt bearbeiten]

 **Übersicht**

 Nachrichten   [Seite öffnen]

 Menu 

Sprache  

 [Hauptmenü bearbeiten]

 **Unternehmen**

  
**Auszeichnung für Rekordwachstum**  
Die Business Company konnte ihre führende Position unter den am schnellsten wachsenden, deutschen Unternehmen auch in diesem Jahr wieder behaupten. [\[mehr\]](#)

  
**Geschäftsjahr 2003 erfolgreich abgeschlossen**  
Ganz gegen den allgemeinen Branchentrend erwirtschaftete die Business Company mit 20 Mio. Euro rund 5 Mio. Euro mehr als noch im vorherigen Geschäftsjahr. [\[mehr\]](#)

  
**Heinz Meyer wird Aufsichtsratsvorsitzender bei**

 Online bewerben 

 Sie interessieren sich für einen **interessanten Job?**  
[> Bewerben Sie sich online!](#)

 Events 

 [Ereignisliste bearbeiten]

> Webinar Beginner 18.06.2005

> Webinar Experts 26.04.2005

RedDot XCMS Version 6 - Microsoft Internet Explorer

File Edit View Favorites Extras ?

Alex Jung  
Projekt: bizcom (Editor, German)

Sie können eine Seite bearbeiten, indem Sie auf das  Symbol klicken. Die Einsteigerhilfe erläutert Ihnen, wie Sie die Oberfläche benutzen.

**RedDot Solutions**

Homepage

Smart Edit

SmartTree

Translation Editor

Suche

Aufgaben

Hauptmenü

**Bereichssuche**

**go!**

Erweiterte Suche

**BUSINESS COMPANY**  
SMALL CORPORATE SLOGAN HERE



> Home  **[Hauptinhalt bearbeiten]**

 Home

> **Übersicht**

 Nachrichten  **[Seite öffnen]**

 Online bewerben

 **Auszeichnung für Rekordwachstum**  
Die Business Company konnte ihre führende Position unter den am schnellsten wachsenden, deutschen Unternehmen auch in diesem Jahr wieder behaupten. [\[mehr\]](#)

 **Geschäftsjahr 2003 erfolgreich abgeschlossen**  
Ganz gegen den allgemeinen Branchentrend erwirtschaftete die Business Company mit 20 Mio. Euro rund 5 Mio. Euro mehr als noch im vorherigen Geschäftsjahr. [\[mehr\]](#)

 **Heinz Meyer wird Aufsichtsratsvorsitzender bei**

 **Sie interessieren sich für einen interessanten Job?**  
[> Bewerben Sie sich online!](#)

 Events  **[Ereignisliste bearbeiten]**

> Webinar Beginner 18.06.2005

> Webinar Experts 26.04.2005

# RedDot icons for each input field

NIONEX

RedDot XCMS Version 6 - Microsoft Internet Explorer

File Bearbeiten Ansicht Favoriten Extras ?

Alex Jung  
Projekt: bizcom (Editor, German)

Sie bearbeiten die Seite **'Nachrichten'** mit Seiten-ID 50

▼ Eigenschaften ▼ Aktionen ▼ Verlinkung ▼ Schlagworte ▼ Bemerkungen ▼ Seiteninformationen

Homepage

Smart Edit

SmartTree

Translation Editor

Suche

Aufgaben

Hauptmenü

Hilfe

Übersicht

Menu

Sprache

[Hauptmenü bearbeiten]

Unternehmen

Presse

Events

Partner

Karriere

Sitemap

Nachrichten

[Seite schließen] [Nachrichten hinzufügen, löschen, sortieren]

**Auszeichnung für Rekordwachstum**  
Die Business Company konnte ihre führende Position unter den am schnellsten wachsenden, deutschen Unternehmen auch in diesem Jahr wieder behaupten. [mehr]

**Geschäftsjahr 2003 erfolgreich abgeschlossen**  
Ganz gegen den allgemeinen Branchentrend erwirtschaftete die Business Company mit 20 Mio. Euro rund 5 Mio. Euro mehr als noch im vorherigen Geschäftsjahr. [mehr]

**Heinz Meyer wird Aufsichtsratsvorsitzender bei BizCom**  
Mit Heinz Meyer (55) konnte die Business Company, einen der erfahrensten Manager Deutschlands als Vorsitzenden des Aufsichtsrats gewinnen. [mehr]

**G. W. Versicherung baut auf BizCom**  
Die G. W. Versicherung (GWV) hat ihr konzernweites Intranet sowie ihr Unternehmensportal auf Basis des BizCom Produkts komplett überarbeitet und vereinheitlicht. [mehr]

Online bewerben

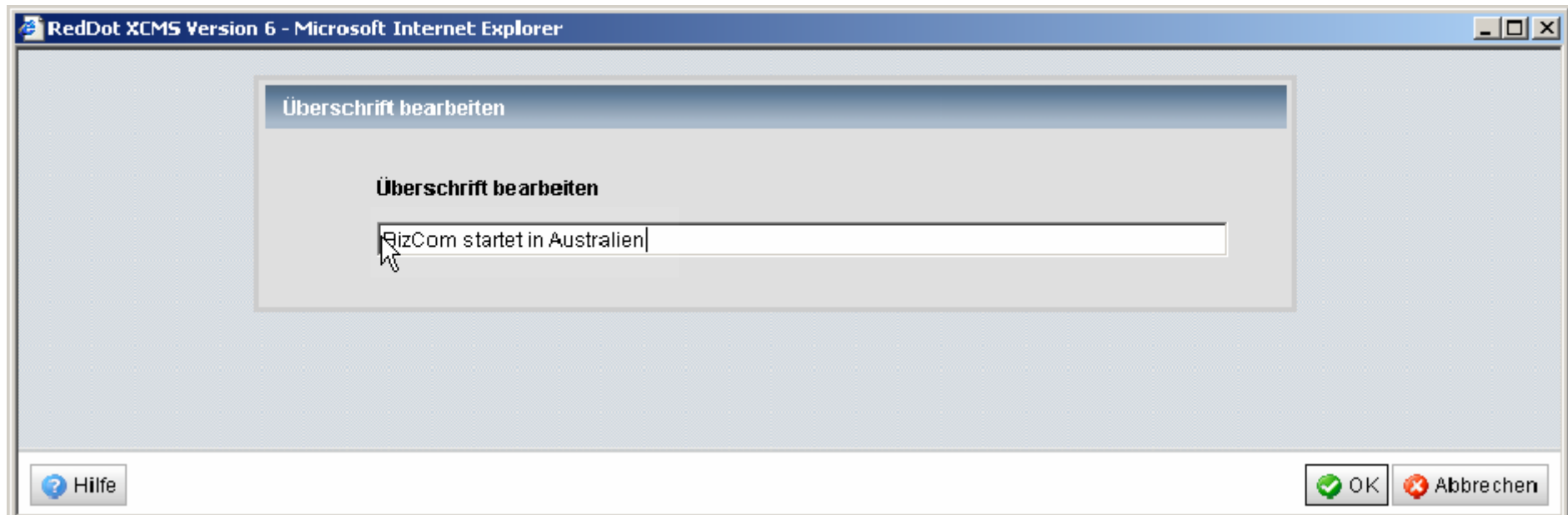
Sie interessieren sich für einen **interessanten Job?**  
Bewerben Sie sich online!

Events

[Ereignisliste bearbeiten]

> Webinar Beginner	18.06.2005
> Webinar Experts	26.04.2005
> CM Forum 2005	17.06.2005
> Moderner Staat	18.10.2005
> CEBIT 2005	18.03.2005

# Edit dialog for single input field





# Day – Toolbars show page structure and commands

NIONEX

People at Geometrixx - Netscape

File Edit View Go Bookmarks Tools Window Help

Day communiqué unify Page properties Lock Help

Home Sitemap Print Cart Login Search

**People at Geometrixx**

- Company
- Calculate your rice!
- Art Gallery
- Products
- My Playground

## People at Geometrixx

Edit Delete Copy Order Above

**Fred Thompson, CEO**

**Mr. Thompson** joined the company in 1965, after a long and successful career in geo-engineering. His dedication to the company and unmatched geo-talent have made him the CEO in 1988. He still strongly believes in the magic of geometry and is confident that that market will continue to grow at the experienced pace.

Edit Delete Copy Order Above

**Jane Doe, CFO**

**Mrs. Doe** has been with Geometrixx since her graduation from the University of Maastricht with a Masters in Business Administration. She has also earned an MBA from Harvard. Her leadership talents have been noticed throughout her career in various positions in various departments, finally earning her the CFO position.

Edit Delete Copy Order Above

**Matthew Williamson, CTO**

**Mr. Williamson** is the master of technology at Geometrixx. He joined the company after leading the Research and



# Magnolia – Toolbars similar to day

NIONEX

Magnolia 3.0 Samples | Help - Mozilla Firefox

File Edit View History Bookmarks Tools Help

http://demoauthor.magnolia.info/help.html

OpenCms Login einfache\_aenderung...

Magnolia AdminCentral Magnolia 3.0 Samples | Help

< Preview AdminCentral Properties

**magnolia** Simple is beautiful

3.5

Edit Move Delete

**Help**

- Services
- User Mailing List
- Feedback
- OpenWFE
- Search

**Mail Form**

**Help**

Edit Move Delete

**Documentation**

Magnolia Documentation is available at the [magnolia documentation](#) section.

Edit Move Delete

**Open issues and planned features**

For a complete list of open issues and planned features check the release notes and change log in [jira](#).

New

Edit Footer

Magnolia International Ltd. Maiengasse 30, 4056 Basel, Switzerland  
Tel +41 61 228 9000 (9AM-5PM GMT+1) [info@magnolia.info](mailto:info@magnolia.info)

**magnolia**  
POWERED

Magnolia Training

Professional developer training is available in the USA and Basel. In addition, special on-site developer training can be arranged for.

For more information, see our online section on [Magnolia training](#)

New

# Edit paragraphs in Magnolia

The screenshot shows the Magnolia CMS interface in a Mozilla Firefox browser window. The browser title is "Magnolia 3.0 Samples | Help - Mozilla Firefox" and the address bar shows "http://demoauthor.magnolia.info/help.html". The page has a green header with "magnolia Simple is beautiful" and a version indicator "3.5". A left sidebar contains navigation links like "Services", "User Mailing List", and "Mail Form". The main content area has a "Help" section with a paragraph: "Magnolia Documentation is available at the [magnolia documentation](#) section." Below it is another paragraph: "Open issues and planned features. For a complete list of open issues and planned features check the release notes and change log in [jira](#)." A "Magnolia Training" section is also visible. An "OpenCms Login" button is in the top left. A "Magnolia Edit Dialog" window is overlaid on the page, showing a "Text" tab with a rich text editor. The editor's title field contains "Open issues and planned features" and the text area contains the paragraph about Jira. The dialog has a toolbar with icons for bold, italic, link, unlink, list, and other text formatting options.

# Add paragraph to a Page in Magnolia

NIONEX

The screenshot shows the Magnolia 3.0 AdminCentral interface in a Mozilla Firefox browser. The browser address bar shows the URL `http://demoauthor.magnolia.info/help.html`. The page title is "Magnolia 3.0 Samples | Help". The interface includes a navigation bar with "Preview" and "AdminCentral" buttons, and a "Properties" button. The main content area displays the Magnolia logo and the tagline "Simple is beautiful". A sidebar on the left contains a "Help" menu with items like "Services", "User Mailing List", "Feedback", "OpenWFE", "Search", and "Mail Form". The main content area shows a "Help" section with "Documentation" and "Open issues and planned" links. A "New" button is highlighted in the sidebar. A dialog box titled "http://demoauthor.magnolia.info - Create new paragraph" is open, showing a list of paragraph types to select:

- Samples: Text and image paragraph**  
Paragraph with title, text and image
- Samples: Link paragraph**  
Set an internal or external link
- Samples: Table paragraph**  
Draw and configure a table
- Samples: Download paragraph**  
Upload a file
- Samples: Editor**  
Web content editor with all features (tables, images, styles, ...)
- Samples: Freemarker paragraph**  
Inserts a paragraph which will be rendered with the configured Freemarker template
- Documents**  
Select a folder or single document or define a custom query.

# Proposals for improvement

# Show publish state in DirectEdit preview

NIONEX

flag icon

## Weisswurst



[19]Weisswurst  
Weisswurst with pretzel

**Weisswurst** (German *Weißwurst*, literally white sausage) is a traditional Bavarian

Pre-cooked Sausage

Belongs to project Offline

Weisswurst

Recent news

New fat-free sausage   

Jan 5, 2008

Munich, Germany - German butcher develops nearly fat-free sausage

Sausage in new exotic flavors  

# Show publish state in edit dialog

The screenshot shows a web browser window titled "(Admin) - Editing /demo\_en/dictionary/weisswurst.html" in Mozilla Firefox. The address bar shows the URL: http://localhost:8080/opencms/opencms/system/workplace/editors/editor.jsp. The page content includes a form with the following fields:

- Name: Weisswurst
- Category: Manufacturing method (dropdown menu showing "Brühwurst / Pre-cooked")
- Short Description: Weisswurst (German Weißwurst, literally white sausage) is a tradition: and fresh pork bacon.

Callouts point to specific features:

- "flag icon" points to a small flag icon in the toolbar.
- "document info" points to a question mark icon next to the Name field.
- "show history" points to a "History" section at the bottom of the dialog.

The History section contains a table with 5 entries:

R	V	Version	Resource Path	Date Published	Date Last Modified	Edited By	Size	V1	V2
		5 (Online)	/demo_en/dictionary/weisswurst.html	5/3/08 12:17 PM	5/3/08 12:17 PM	Admin	4935		
		4	/demo_en/dictionary/weisswurst.html	5/3/08 12:16 PM	5/3/08 12:16 PM	Admin	4935		
		3	/demo_en/dictionary/weisswurst.html	4/23/08 7:37 PM	4/23/08 7:17 PM	Admin	4935		
		2	/demo_en/dictionary/weisswurst.html	4/23/08 7:15 PM	4/23/08 7:11 PM	Admin	4934		
		1	/demo_en/dictionary/weisswurst.html	4/22/08 10:41 AM	3/1/08 6:36 PM	Admin	4876		



popup menu in direct edit

**Wonderful World of Wurst**

Wonderful World of Wurst presents the most spectacular and amazing stories about sausage from around the world. Entertaining and with lots of useful information. Let us take you into the adventurous world of sausage around the globe!

**Overview**

- Below **Wurst Today** you will find all up-to-date news and information about sausage-related events.
- The **Wurst Dictionary** provides in-depth information about sausage in various flavours.
- Within **Wurst View**, you find articles and entertaining contributions about sausage.
- If you already have access, you can find additional information inside our extranet, **Wurst Extra**.

Recent news

weisswurst.html

- Unlock
- Publish directly
- Edit
- Copy
- Rename/Move
- Delete
- Undo changes
- Relations
- Permissions
- Change navigation
- Advanced
- History
- Properties

# Offer advanced functions as tabbed dialog

NIONEX

advanced functions placed on tabs

The screenshot shows a Mozilla Firefox browser window with the title "(Admin) - Editing /demo\_en/dictionary/weisswurst.html". The address bar displays the URL "http://localhost:8080/opencms/opencms/system/workplace/editors/editor.jsp". The browser's menu bar includes "File", "Edit", "View", "History", "Bookmarks", "Tools", and "Help". Below the menu bar is a toolbar with navigation icons and a language dropdown set to "English". The main content area is a web editor with a tabbed interface. The tabs are labeled "Edit document", "Relations", "Permissions", "Change navigation", "Advanced", "History", and "Properties". The "Advanced" tab is currently active, showing a form for editing the entry "Weisswurst". The form includes fields for "Name" (Weisswurst), "Category" (Manufacturing method: Brühwurst / Pre-cooked), "Short Description", and "Long Description". The "Short Description" field contains the text: "Weisswurst (German Weißwurst, literally white sausage) is a traditional Bavarian sausage made of pork and fresh pork bacon." The "Long Description" field contains the text: "It is usually flavoured with parsley, also known as 'beiderl', lemon, mace, onions, ginger and some variations. The mixture is then stuffed into fresh, clean pork casings and separated into four to five inches in length and a bit less than an inch in thickness. **Warning: Never eat Weisswurst** As it is very perishable, weisswurst is traditionally prepared early in the morning and eaten for breakfast that the sausages should not be allowed to hear the church bells' noon chime. The sausages are boiled short of boiling, for about ten minutes, which will turn them greyish-white because no color-preserving is used. Weisswurst preparation."



# My Top 10 of my most wanted features for OpenCms

NIONEX

1. Add advanced functions and properties either to DirectEdit or edit dialog
2. Clean up “add new” dialog
3. Offer worklist, “recently modified” or something like bookmarks
4. Improve resource chooser with search and “recently modified”
5. Improve handling of media assets with metadata and thumbnail view in explorer
6. Add image manipulation capabilities like “scale down”, “crop” and “convert”
7. Allow customized DirectEdit actions
8. Add spell checking
9. Put deleted content to archive and allow revoking from archive
10. Clean up “properties” dialog

- The Workplace is an easy to use, stable, fast and browser-safe editing environment for power users
- DirectEdit is a smart addition for occasional editors but it is currently no replacement for the workplace as doesn't cover the complete content lifecycle
- ImageGalleries offer satisfying support for dealing with images but need improvements
- ResourceChooser could be improved by search, worklist and bookmarks.

# Thank you for your audience!

**Christian Weber**

Manager – Content Management Solutions

NIONEX GmbH

Bertelsmann DirectGroup

e-mail: [christian.weber@bertelsmann.de](mailto:christian.weber@bertelsmann.de)